



Village of  
**TARRYTOWN**  
New York

# Tentative Budget

Fiscal Year 2023-2024

# Table of Contents

Budget Message .....	3
Introduction .....	11
Village Officials .....	12
Village Organization Chart .....	13
Budget Overview .....	14
Budget Summary .....	15
Budget In Brief .....	16
Tax Rate Summary .....	18
Fund Overview .....	20
Revenue Summary .....	22
Expenditure Overview .....	
Department Budgets .....	29
Expenditure Detail .....	54
Revenue Detail .....	92
Bond Schedule .....	108
Salary Schedule .....	110
Capital Budget .....	122



# VILLAGE OF TARRYTOWN

One Depot Plaza, Tarrytown, New York 10591-3605

www.tarrytowngov.com

*Mayor*

KAREN G. BROWN

*Deputy Mayor*

REBECCA McGOVERN

*Trustees*

ROBERT HOYT

DAVID T. KIM

THOMAS MITCHELL

EFFIE PHILLIPS-STALEY

PAUL RINALDI

*VILLAGE ADMINISTRATOR*

914-631-1785

*VILLAGE TREASURER*

914-631-7873

*VILLAGE CLERK*

914-631-1652

*VILLAGE ENGINEER*

914-631-3668

*DEPT. OF PUBLIC WORKS*

914-631-0356

*FAX NO.* 914-909-1208

March 17, 2023

Honorable Mayor Karen G. Brown and Board of Trustees  
Village of Tarrytown  
One Depot Plaza  
Tarrytown, New York 10591

Re: Fiscal Year 2023-2024 Village of Tarrytown Tentative Budget

Honorable Mayor Brown and Members of the Board of Trustees:

In my capacity as Budget Officer for the Village of Tarrytown, I respectfully submit the tentative budget for Fiscal Year 2023-2024 (FY 23-24).

This proposed budget is the twelfth tentative Village budget that is subject to the New York State 2-Percent tax levy cap. Working collaboratively with the Board of Trustees and the Department Heads, all of the budgets that have been adopted by the Board of Trustees since the implementation of the tax levy cap have complied with the cap. This tentative budget continues that track record.

For the upcoming fiscal year, the tentative budget for FY 23-24 includes the following funds, totals and/or levy:

• General Fund Budget	Property tax levy of \$19,482,248	Total \$29,657,874
• Library Fund Budget	(library tax levy \$1,794,248 incl. w/levy)	Total \$ 1,894,248
• Water Fund Budget	Water Revenues of \$6,573,243	Total \$ 6,573,243
• Sewer Fund Budget	Sewer Revenues of \$237,970	<u>Total \$ 237,970</u>
	All funds:	Total \$38,363,336

## Village Tax Levy

Pursuant to the ongoing policy direction from the Board of Trustees, I am submitting a tentative budget that meets the requirements of the New York State tax levy cap. Based on the State's calculation, we are proposing a tax levy increase of 2.88%, or \$545,172, which is less than last year's tax levy increase and tax cap compliant.

The tax levy cap is a percentage limit on the increase in the total tax levy, either the CPI or 2%, whichever is

lower. The TAX LEVY CAP (different than the tax levy rate) calculation for Fiscal Year 2023–2024 is included in Exhibit A, which is part of this budget message. The information included in the tax cap calculation is taken directly from the Property Tax Cap Form completed annually by the Village on the New York State Office of the State Comptroller website. Based on the New York State Inflation Factor of 4.23%, the levy limit for our budget this year defaults back to the maximum 2%, which translates into an Allowable Levy Growth Factor of 1.0200. In addition, because Tarrytown is experiencing continued growth, mostly from units coming online and being issued Certificates of Occupancy, we have a Tax Base Growth Factor this year of 1.0229. We also have a carryover from prior years of \$288,951.

Based on the total tax cap calculation, the Village has the ability to increase our total tax levy by \$1,109,208, a tax levy increase of 5.86% and still comply with the Two Percent Tax Cap. However, we are proposing to increase it only by \$545,172 and 2.88%. While we want to lose as little as possible of any of our NYS Tax Cap carryover from prior years, and we have fiscal needs in terms of capital expenses and paying judgments and claims (especially for certiorari), we propose to leave a remaining carry-over to be used in future years in the amount of \$564,036, some of which we will lose based on how the State applies the formula. The bottom line is that the Tentative 2023-2024 Village Budget complies with the 2% tax cap, and is actually less than half of the amount by which we could increase the tax levy and remain compliant with the State tax cap.

For comparison purposes, the chart below lists the amount that the tax levy could be increased and allow the Village to remain within the tax levy cap and the actual increase in the tax levy adopted by the Board of Trustees since the institution of the tax levy cap in 2012. You may note the tax levy was reduced in FY 15-16.

Fiscal Year	Tax Levy Allowable Increase	Actual Tax Levy Increase
FY 12-13	\$686,738	\$333,131
FY 13-14	\$1,081,435	\$322,860
FY 14-15	\$452,413	\$447,554
FY 15-16	\$464,800	(\$101,338)
FY 16-17	\$253,888	\$247,444
FY 17-18	\$454,989	\$424,474
FY 18-19	\$925,750	\$690,656
FY 19-20	\$900,823	\$824,600
FY 20-21	\$953,201	\$879,894
FY 21-22	\$841,798	\$564,896
FY 22-23	\$870,525	\$544,217
	Allowed	Tentative/proposed
FY 23-24	\$1,109,208	\$545,172

It is important to note the state law does not cap the actual TAX LEVY RATE that will be established by the Village. Since we transferred our Assessing function to the Town of Greenburgh, the Town is keeping property values current, reflective of the market. This tentative budget marks the seventh year that the Village is utilizing the Town of Greenburgh assessment roll for the Village. The Town recently updated its tax rolls and Tarrytown’s assessed full values established by the Town total \$2,446,765,375, up \$159,923,406 from last year. This means the total property values in the Village increased by six point nine nine percent (6.99%).

The TAX LEVY RATE per thousand dollars of value this year is proposed at \$7.9625, compared to \$8.2809 last year, which means the tax levy rate for Fiscal Year 2023-24 is decreasing by \$ .3184 per thousand dollars of assessed value, or a 3.84% decline in the tax levy rate.

The development of this tentative budget reflects the same goal as previous budgets – to maintain the services our residents have come to expect with the minimum property tax increase to fund those services.

**Economic considerations:**

Of note, in the NY-NJ area over the past year (through January, 2023) the CPI for all items less food and energy rose 5.7%, the CPI-U increased 6.0%, food prices increased 8.4% and energy prices rose 4.4%. (Source: [https://www.bls.gov/regions/new-york-new-jersey/news-release/consumerpriceindex\\_newyorkarea.htm](https://www.bls.gov/regions/new-york-new-jersey/news-release/consumerpriceindex_newyorkarea.htm)).

In turn, unemployment was reported at 5.5% through January, 2023 (Source: <https://www.bls.gov/regions/new-york-new-jersey/data/xg-tables/ro2xglausnyc.htm> ).

Inflation has been a challenge to the nation, and The Fed increased rates substantially over the past year to quell the impacts from inflation, raising the rates in increments from .25% to 4.75% over the period of March 2022 through February, 2023. (Source: <https://www.federalreserve.gov/monetarypolicy/openmarket.htm> ).

- One key way in which The Fed rate increases have benefitted the Village are significant increases in revenues from interest earnings.
- Some key ways in which the impacts of inflation have negatively impacted the Village are significant increases in the costs of goods like fuel and energy and services like works contracts and construction.
- A way in which the Village’s strong financial position has helped us weather the tough economy while limiting the economic impact is shown by the recent purchase of debt to fund capital projects, which was secured at an effective rate for the 20-year borrowing of \$9,631,000 at a 2.875% True Interest Cost and 3.030% Net Interest Cost.

Impact of gas prices - the Village is very dependent on gas and diesel to provide our services and power our vehicles used by our Police, Fire, Public Works, Parks and Administration departments. The price of gas has declined 22% in the New York City Metropolitan Area over the past year from an average of \$4.263 per gallon on March 7, 2022, to an average of \$3.249 per gallon on March 6, 2023 (source: <https://www.nyserda.ny.gov/Researchers-and-Policymakers/Energy-Prices/Motor-Gasoline/Weekly-Average-Motor-Gasoline-Prices>). However, given the volatility of the energy market, we do anticipate prices to rise again this summer, with further possible price impacts if there are any impacts from hurricanes, storms or other global impacts to oil suppliers.

**Federal ARPA Aid**

During Fiscal Year 2022-2023, the Village of Tarrytown received our second of two payments of Federal American Rescue Plan Act (ARPA) aid to help local governments recover after the COVID-19 pandemic. Our last payment was in 2022 and all information we have is that this aid is not continuing. Therefore, the 2023-2024 ARPA budget revenue of \$583,075 will have to be replaced with other revenues.

**Year to Year changes in the Budget:**

A number of expenditure and revenue impacts on the tentative budget are listed below.

**Expenditures**

- During the Fiscal Year 2022-2023, the Village settled the CSEA bargaining unit contract for a four year term, covering the period of June 1, 2022 through May 31, 2026. Increases in salaries are reflected in increased personnel costs in the various departments. The PBA contract is valid through May 31, 2024.

- During the FY 2022-2023 Budget, the Village negotiated an agreement to help provide funding to the Tarrytown Volunteer Ambulance Corps (TVAC), so they can continue to provide ambulance services to the Tarrytown community. To help them manage an ongoing gap in their operational funding, the Village will provide funding for non-reimbursable calls, aka RMA calls, up to \$120,000 per fiscal year.
- Software packages – the Village has reached a point in time when we will have to address the current age and limitations of the software platforms used by the Treasurer’s Office and Building Department. We will continue to explore the most cost-effective software packages for the money to improve the functionality of the services in these departments. No specific costs have yet been determined for these upgrades, but we anticipate them to be significant.
- Cyber security – The Village, like many if not most other local governments, has faced constant challenges through malicious attempts to compromise our networks through spam, hacking, phishing and malware. We had a potential loss this year and have been working with our bank to attempt to stop a fraudulent transaction, the results of which are not yet clear, although the loss is insured. In order to continue to retain coverage of our cyber risk moving forward, we must implement additional safety protocols. We anticipate there may be additional costs associated with these additional cyber security safety measures, and there will be increased costs to obtain cyber liability insurance.
- Our liability insurance premiums have increased by approximately twenty three percent, which is an increase of a hundred and forty thousand dollars.
- The Village has made an additional commitment to expand our efforts to obtain grants, by retaining the services of a grant writing consultant, who will help us with researching and pursuing many grants we could be eligible for, ranging from grants to fund utility work to repair and upgrade our water system, to grants to fund new gear or equipment to benefit our firefighters. The annual cost for the services at this time will be \$36,000 per year, but we anticipate these fees will more than pay for themselves through the additional grants the Village will be able to realize.
- Police Reimbursable Overtime line – to improve clarity within the budget, the Village added a line under Police Overtime totaling \$25,000, with an offsetting number of \$25,000 in Revenues to reflect reimbursable overtime for police assigned to traffic control related to utility work or filming activities. The lines will be increased to show actual overtime spent, and actual revenues received, which will have a net-zero impact on the taxpayers, since the costs are reimbursable.
- The Recreation Budget personal services lines have increased by \$83,374 to cover salary increases and include a new senior recreation leader in order to enhance programming offered by the Recreation Department.
- Medical Cost savings – the Village was approached by representatives from the Municipal Employee Benefits Consortium (MEBCO) to consider changing from the NYSHIP medical plan to the MEBCO plan, both of which utilize the United Health Care network of providers. This change, in the first year, could help the Village realize savings of up to 10% on the medical premiums for employees and retirees. At this time while the CSEA and non-union employees and retirees are switching to MEBCO, the police and lieutenants employees and retirees are remaining with NYSHIP while we negotiate with them on this issue. So while the Village’s medical premium expenses are projected to increase overall by approximately \$240,000, without working to find savings by going to MEBCO, the expenses would have increased by approximately \$580,000 based on NYSHIP’s 17% increase this year, with more increases forecast for 2024.
- The two pension budget fund allocations are projected to increase across all funds by \$263,642 from this year to next year, roughly a 14.52% increase. This shows the negative impacts this year of the market and inflation on the investments of the New York State Retirement System.
- The Debt Service budget lines are scheduled to increase in FY 2023-2024, following the Village’s going to market for two fiscal years of debt – 2021-2022 and 2022-2023. This translates into an overall increase of approximately 17% for debt service payments across all funds, in large part due to major water system rehabilitation work. It is important to note that over the life of the debt, the Village saved

approximately \$1 million in additional interest by reducing the life of the debt from 28 years to 20 years.

Revenues

Overall, Revenues for the Village have been adjusted based on trends and actual experience in what we have received for various revenue streams.

Some of the 5 most important revenue streams we utilize, besides property taxes, are –

- Sales Taxes
- Mortgage Taxes
- Building Permit Fees
- Hotel/Motel Occupancy Taxes, and
- Parking Revenues from both on-street meters and parking lots.

However, it is important to note that these are projected in the Tentative Budget as follows (see chart):

Big Non-Tax Revenues	2018-19 actual	2019-20 actual	2020-21 actual	2021-22 actual	2022-23 Adopted	2023-24 Tentative	6 yr avg
Sales Tax (1120)	1,838,046	2,172,136	2,737,665	2,858,559	2,510,000	3,040,000	2,399,641
Mortgage Tax (3005)	218,618	259,252	266,950	336,875	250,000	250,000	236,637
Building Pmts (2590)	1,427,310	472,510	827,474	1,253,664	720,000	720,000	797,882
Hotel Tax (3006)	486,579	428,804	160,507	324,276	360,000	330,000	329,315
Parking (Lots)1720	772,366	769,995	194,750	306,558	215,100	382,200	425,829
Parking (Street)1740	1,094,091	941,606	420,288	875,498	616,500	909,000	730,081
Parking net	1,866,457	1,711,601	615,038	1,182,056	831,600	1,291,200	1,155,909
Total per FY	5,837,010	5,044,303	4,607,634	7,137,486	4,671,600	5,631,200	

It’s important to note that the Village is projecting – comparing 2018-2019 (the fiscal year ending before the pandemic) to the upcoming fiscal year 2023-2024 – a shortfall of \$731,836 on an annual basis in certain Big Non-Tax Revenues – specifically in Hotel Tax (3006), Parking Lots (1720), and Parking on-Street (1740). However, the overall gap in the “Big 5” has declined to \$205,810 between our peak revenue year of 2018-2019 of \$5,837,010 and our upcoming 2023-2024 fiscal year revenue of \$5,631,200, as we continue to see recovery.

The total estimated revenue decline from these five major revenue sources over the five year period of 2019-20 to 2023-2024, when added up, totals approximately \$5.586 million.

Gap Analysis of Big 5 Revenues:

	19-20	20-21	21-22	22-23	23-24	Total
Gap each year from the 2018-2019 peak	792,707	1,229,376	2,112,450	1,165,410	205,810	5,505,753

This year, based on a larger number of long-view water projects being undertaken and considered by the Village, we restored the transfer into the General Fund from the Water Fund. This is relevant since the Village is currently implementing a Village-wide water meter replacement project, which will be part funded with debt that has already been borrowed and part funded by water fund reserves, to achieve the total approximate cost of \$2.3 million. The benefit of purchasing the new meters will address the rapidly expanding number of meters that are reaching the age that they stop working, leading to a growing number of estimated water bills.

## Budget Summary

Below, is a summary of the tentative budget proposals for the General Fund, Water Fund and Library Fund.

**GENERAL FUND** - The tentative budget for Fiscal Year 2023-2024 includes General Fund appropriations of \$29,657,874 and non-property tax revenues and fund balance of \$10,175,626. The appropriations/expenditures in the tentative budget increased by \$2,046,828, a 7.38% increase in spending. Non-property tax revenues and use of surplus increased by \$1,493,239 in the tentative budget, an increase of seventeen point two zero percent (17.20%). Part of the reason for the non-property tax revenue increase is attributable to the fact that we will no longer be receiving temporary Federal ARPA aid, which totaled \$583,075 per year for two fiscal years. This means we have to make up for this revenue stream through other means.

The tentative budget provides for an increase in the amount of the real estate tax levy by \$545,172, an increase of 2.88% from FY 22-23, which is lower than last year's tax levy increase and within the 2% cap because of our tax base growth factor of 1.0229 and allowable levy growth factor of 1.02. We are leaving \$564,036 of leviable taxes on the table, to be carried forward to next year for use next year if need be, although with the State's formulae, not all of that will be available next year.

- The proposed tax rate is \$7.9625 per \$1,000 of assessed valuation, a 3.84% reduction in the tax levy rate by \$.3184.
- Assessed Values increased from \$2,286,841,969 to \$2,446,765,375. This translates into a total increase in assessed values by \$159,923,406, by 6.99%.

The Expenditure Summary provides a breakdown of the expenditures (in general categories) in the tentative budget for the General Fund.

**WATER FUND** - The 2023-2024 tentative budget for the Water Fund provides for appropriations and revenues of \$6,573,243, up from the base expenditures of \$5,715,040 for 2022-2023, an increase of \$858,203 or 15.02% for base operations in the Water Fund. A large part of this is attributable to water main replacements, water tank rehabilitation, and the purchase and installation of the new water meters.

**LIBRARY FUND** - The tentative budget for the overall Library Fund is \$1,894,248, up from \$1,843,121, showing an increase of \$51,127, representing a 2.77% spending increase from the FY 22-23 adopted budget. Increases in the tentative budget were in salaries and related personnel costs and building maintenance.

### Property Taxes:

Property taxes are the primary source of funding for the operation of municipal governments (Village, Town and County) and school districts in New York State. Although property taxes are commonly categorized together when residents refer to property taxes, it is important to distinguish the variety of taxing entities that receive property taxes for operational purposes and the level of property taxes each entity receives. Village taxpayers can then better identify the taxes paid and the services received by the taxpayer from each of those taxing entities.

The following charts provide information as to the tax dollars paid by a property owner assessed at the average assessed value in the Village and the proportionate share of the total tax obligation attributable to the various taxing entities that impact a Village property owner.



COMPARISON – AN ESTIMATE OF WHERE YOUR TAX DOLLARS GO  
Comparison of Taxes Paid Based Upon Percentage of Tax Bill

Taxing District	Union Free School District of the Tarrytowns	Irvington Public School District
Town/County/Sewer/Solid Waste	12.29%	12.81%
School District	63.1%	64.1%
Village	24.61%	23.09%

Please note that the tables above reflect tax bills and consolidated rates for Town/County/County Sewer and County Solid Waste taxes. All taxes reflect tax bills issued for the differing 2022 taxing years, retrieved from tax bills and information published by the Westchester County Tax Commission.

The Village Administrator, as Budget Officer, is responsible for the development of the tentative budget, which by New York State law must be submitted to the Village Clerk on or before March 20 each year. The tentative budget is a collaborative document developed with the input and assistance from all Department Heads, the Assistant Village Administrator and in direct partnership with the Village Treasurer. Making the budget work through these trying times has been a team effort, and thanks are owed to all department heads and staff who worked so diligently to maintain our budget and make things work within continued tight conditions.

The tentative budget can be modified based upon decisions made by the Board of Trustees as the policy makers of the Village. The budget process provides an opportunity to solicit input from Village residents and other interested parties. The important dates associated with the adoption of a final budget are as follows:

- The Budget Public Hearing is scheduled for Monday, March 20, 2023, and may continue but must be adjourned on or before the budget adoption date, which is scheduled for Monday, April 17, 2023.
- Budget adoption by law must be on or before May 1.

The Department Heads, the Village Treasurer and I are all available during this tentative budget review to analyze any proposal that you believe should be considered during this process of creating the new Village budget for Fiscal Year 2023-2024. I would like to take this opportunity to thank the Department Heads, the Village Treasurer and her staff and Deputy Clerk Alissa Fasman for their invaluable assistance in the collection and creation of documents that contributed to the development of this tentative budget document. I also express my appreciation of the collaborative process we have in place working with you, the Mayor and Board of Trustees, as the policy making body for the Village of Tarrytown.

Respectfully submitted,



Richard Slingerland  
Village Administrator  
and Budget Officer

cc: Antoinette Morales, Village Treasurer  
Department Heads

EXHIBIT A

TAX LEVY CAP CALCULATION – FISCAL YEAR 2023-2024

**Tax Levy Limit Before Adjustments and Exclusions**

Tax Levy FYE 5/31/2023	\$18,937,076
Tax Cap Reserve Offset from FYE 2021 Used to Reduce 2022 Levy	\$0
Total Tax Cap Reserve Amount (including interest earned) from FYE 2022	\$0
Tax Base Growth Factor	1.0229
PILOTS (Payments in lieu of taxes) receivable in FYE 5/31/2023	\$16,934
Tort Exclusion Amount Claimed in FYE 5/31/2023	\$0
Allowable tax levy growth factor	1.02% *
PILOTS receivable in FYE 5/31/2024	\$18,089
Available Carryover from FYE 5/31/2023	\$288,951
<b>Total Levy Limit Before Adjustments/Exclusions</b>	<b>\$20,046,284</b>

**Adjustments for Transfer of Local Government Functions**

Costs Incurred from Transfer of Local Government Functions	\$0
Savings Realized from Transfer of Local Government Functions	\$0
<b>Total Adjustments</b>	<b>\$0</b>
<b>Tax Levy Limit, Adjusted for Transfer of Local Government Functions</b>	<b>\$20,046,284</b>

**Exclusions**

Tax Levy Necessary for Expenditures Resulting from Tort Orders/Judgments Over 5%	\$0 **
Teacher’s Retirement System Exclusion (NA)	\$0
Employees Retirement System Exclusion	\$0 ***
Police and Firefighters Retirement System	\$0
<b>Total Exclusions</b>	<b>\$0</b>

**Total Levy Limit, Adjusted for Transfers, Plus Exclusions** **\$20,046,284**

**Total Tax Cap Reserve Amount Used to Reduce FYE 2023 Levy** **\$0**

**FYE 2024 Proposed Tax Levy, Net of Reserve** **\$19,482,248**

**Difference between Tax Levy Limit and Proposed Levy (carryover to future years)** **\$564,036**

**Does the Village of Tarrytown plan to override the Tax Cap for FYE 2024?** **No**

\*The allowable tax levy growth factor can never exceed 2%; however, the growth factor can be more or less than 2% based upon the level of inflation. The tax levy cap percentage for the tentative budget, including the tax base growth factor and allowable levy growth factor, is 5.86%, but our increase is 2.88%.  
 \*\*Tort orders/judgments over 5% of the tax levy may be excluded from the tax levy cap calculation. We use 0.  
 \*\*\*Increases in the percentage of salary charged by the NYS Retirement System that exceeds 2% may be excluded from the tax levy cap calculation. We do not use this allowance.



## *INTRODUCTION*



## Village Officials



Mayor  
Karen  
Brown

Deputy Mayor  
Rebecca  
McGovern

Trustee  
Robert  
Hoyt

Trustee  
Paul  
Rinaldi

Trustee  
David  
Kim

Trustee  
Effie  
Phillips-Staley

Trustee  
Thomas  
Mitchell

**Village Justice:** Judge Kyle McGovern

**Village Administrator:**

Richard Slingerland

**Treasurer:**

Antoinette Morales

**Clerk:**

Kristine Gilligan

**Court Clerk:**

Magaly Hernandez

**Chief of Police:**

John Barbelet

**Engineer:**

Donato Pennella

**Superintendent of Public Works:**

Louis Martirano

**Recreation Supervisor:**

Daniel Walczewski

**Parks Foreman:**

Anthony Ross

**Library Director:**

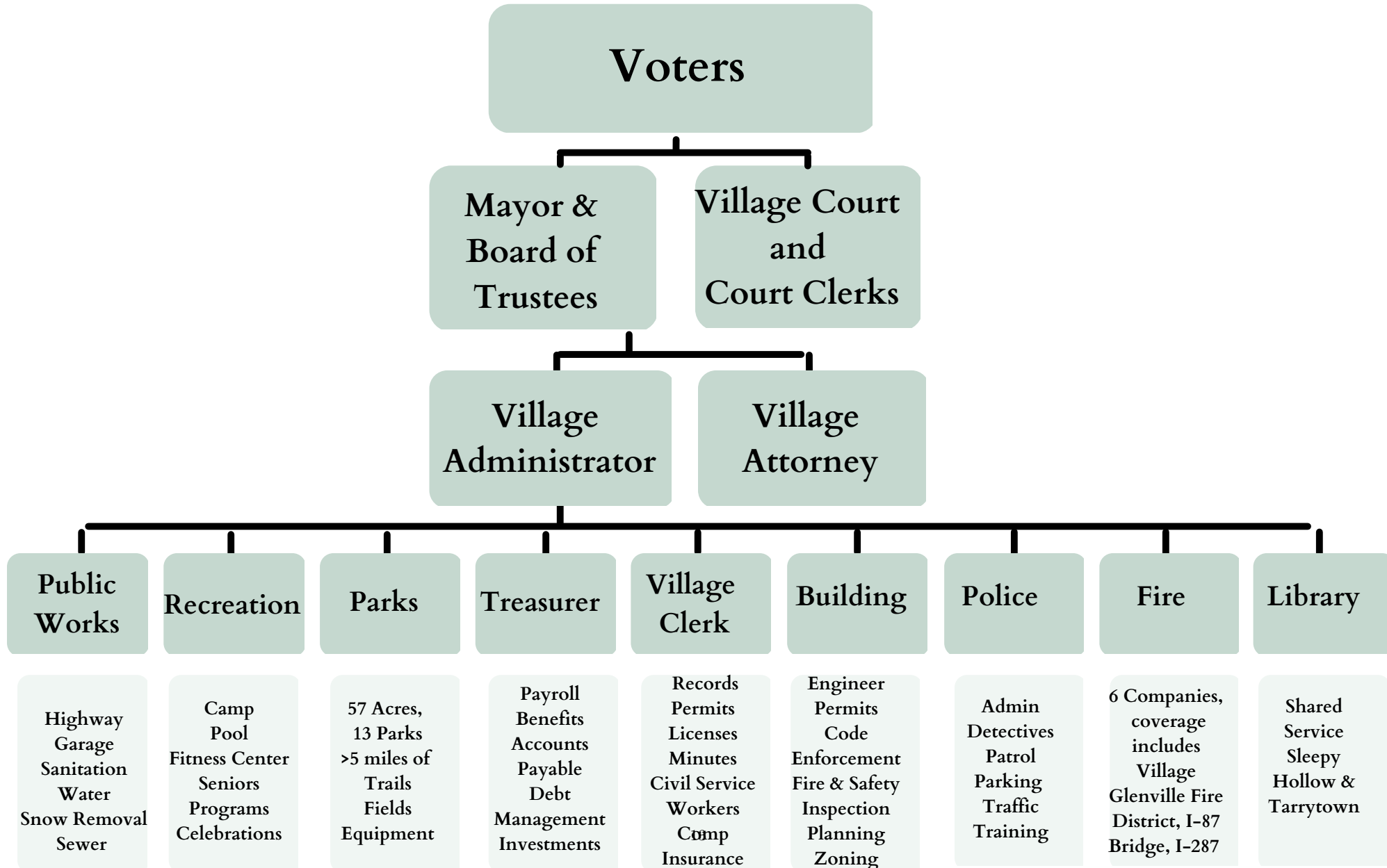
Jessica Pacciotti

**Village Attorney:**

Kathy Zalantis

# Village of Tarrytown

## Organizational Chart





## *BUDGET OVERVIEW*



## Tentative Budget Summary FY 2023-2024

	TOTAL	GENERAL FUND	WATER FUND	LIBRARY FUND	SEWER FUND
<b>APPROPRIATIONS</b>	<b>\$38,363,336</b>	\$29,657,874	\$6,573,243	\$1,894,248	\$237,970
<b>ESTIMATED REVENUES (LESS REAL ESTATE TAXES)</b>	17,786,087	9,180,626	6,573,243	1,794,248	237,970
<b>APPROPRIATED CASH SURPLUS</b>	1,095,000	995,000	0	100,000	0
<b>TOTAL REVENUES AND SURPLUS</b>	18,881,087	10,175,626	6,573,243	1,894,248	237,970
<b>BALANCE OF APPROPRIATIONS TO BE RAISED BY TAX LEVY</b>	19,482,248	19,482,248			

Total Taxable Property Value Assessment: \$2,446,765,375  
Tax Rate Per \$1,000 of Assessed Property Value \$7.9625



## Budget In Brief

### FY 2023-2024

The Village of Tarrytown's FY 2023-2024 Annual Budget was prepared to meet the varied and diverse needs of the community.

#### **BUDGET HIGHLIGHTS**

The Tentative Budget includes an overall spending increase for all funds of 7.8% with appropriations totaling \$38,363,336.

#### **Tax Rate and Tax Levy**

The **tax rate** decreased this year by **3.84%**, dropping from \$8.2809 to **\$7.9625 per thousand dollars of assessed value**. Does this mean the average property owner's taxes will decrease? No – not necessarily. It depends on how much the value of the owner's property increased compared with everyone else.

The **tax levy** increased by **2.88%** to **\$19,482,248** – this is the total tax shared proportionately by property owners in the Village for FY 2023-2024.

The **overall taxable assessed value** in the Village increased by **6.99%** from \$2,286,841,969 to **\$2,446,765,375** – this is the total value of all taxable property in the Village as defined by the Assessor's office in Greenburgh.

#### **Revenues:**

- Parking revenue is projected to remain more than \$500,000 below pre-pandemic levels, while American Rescue Plan Act funds that helped replace lost revenue from the pandemic are not returning in 2023-24.
- Sales tax remains strong, projected to increase by more than \$500,000.
- With interest rates high, Village earnings on savings are projected to increase by \$355,000.
- Assiduous efforts to address the backlog of court cases that increased over the pandemic as well as the adoption of an online payment system has helped increase compliance for the Village Court, which is reflected in increased revenues.





## Budget in Brief

FY 2023-2024

### Expenditures:

- Pensions: +\$263,642 increase in pension costs due to the impact of market volatility on retirement system investments.
- Medical Insurance: +\$240,000, a 10% increase that was reduced in scale due to change in insurance provider. Without the change, medical insurance costs would have increased by 17%.
- Ambulance Corps: +120,000, a new line item expense that will reimburse the Tarrytown Volunteer Ambulance Corps for non-reimbursable calls, a measure to stabilize the local emergency response service, and to prevent the Village from having to transition to a more costly alternative.
- Rec Department expansion: +\$83,374, a Senior Recreation Leader dedicated to improving and increasing recreational offerings will become the third member of the department.
- Public Works expansion: +\$80,021, A new full-time water department laborer will be added to address the challenges posed by aging water infrastructure, and a part-time contractual position will provide back-up coverage for the water system operator after the retirement of a longtime Water Department employee with the required Class B License.
- Debt Service: +\$803,203, the Village went to market for two fiscal years of debt after a hiatus during the pandemic. The new bonds will pay for two years of capital spending including water infrastructure improvements.
- Liability Insurance: +\$140,000 Premiums increased on general liability, and the Village is taking on new costs for cyber liability insurance due to an increase in cyber-hacking challenges for local governments.
- Software: Software programs in the Building Department and Treasurer's office are aging and need replacement because they will soon no longer be supported by the manufacturer. Updating online permitting and accounting software. and introducing digital budgeting software will contribute to increased efficiency and transparency for government processes and services.

**Village of Tarrytown  
2023- 2024  
Tentative Budget**

**TAX RATE SUMMARY**

Dollar Amounts in \$1,000's

<u>General Fund</u>	<u>2014-15</u>	<u>2015-16</u>	<u>2016-17</u>	<u>2017-18</u>	<u>2018-19</u>	<u>2019-20</u>	<u>2020-21</u>	<u>2021-22</u>	<u>2022-23</u>	<u>2023-24</u>
Expenditures	22,108	22,340	23,078	23,869	25,149	26,272	26,417	26,966	27,619	29,720
Revenues	6,846	7,179	7,669	8,036	8,710	9,009	8,549	8,573	8,682	10,241
Tax Levy	15,262	15,161	15,409	15,833	16,439	17,263	17,868	18,393	18,937	19,480
Assessed Valuation	51,601	49,302	49,451	2,013,511	2,056,849	2,140,754	2,153,948	2,153,682	2,286,842	2,446,765
Tax Rate per \$1,000 of Assessed Valuation	<b>295.77</b>	<b>307.51</b>	<b>311.59</b>	<b>7.8634</b>	<b>7.9923</b>	<b>8.0641</b>	<b>8.2954</b>	<b>8.5402</b>	<b>8.2809</b>	<b>7.9625</b>
Dollar Increase	9.99	11.74	4.08	*	<b>0.13</b>	<b>0.07</b>	<b>0.23</b>	<b>0.24</b>	<b>(0.26)</b>	<b>(0.32)</b>
Percentage Increase	<i>3.50%</i>	<i>3.97%</i>	<i>1.33%</i>	<i>0.50%</i>	<i>1.64%</i>	<i>0.90%</i>	<i>2.85%</i>	<i>2.89%</i>	<i>-3.04%</i>	<i>-3.86%</i>



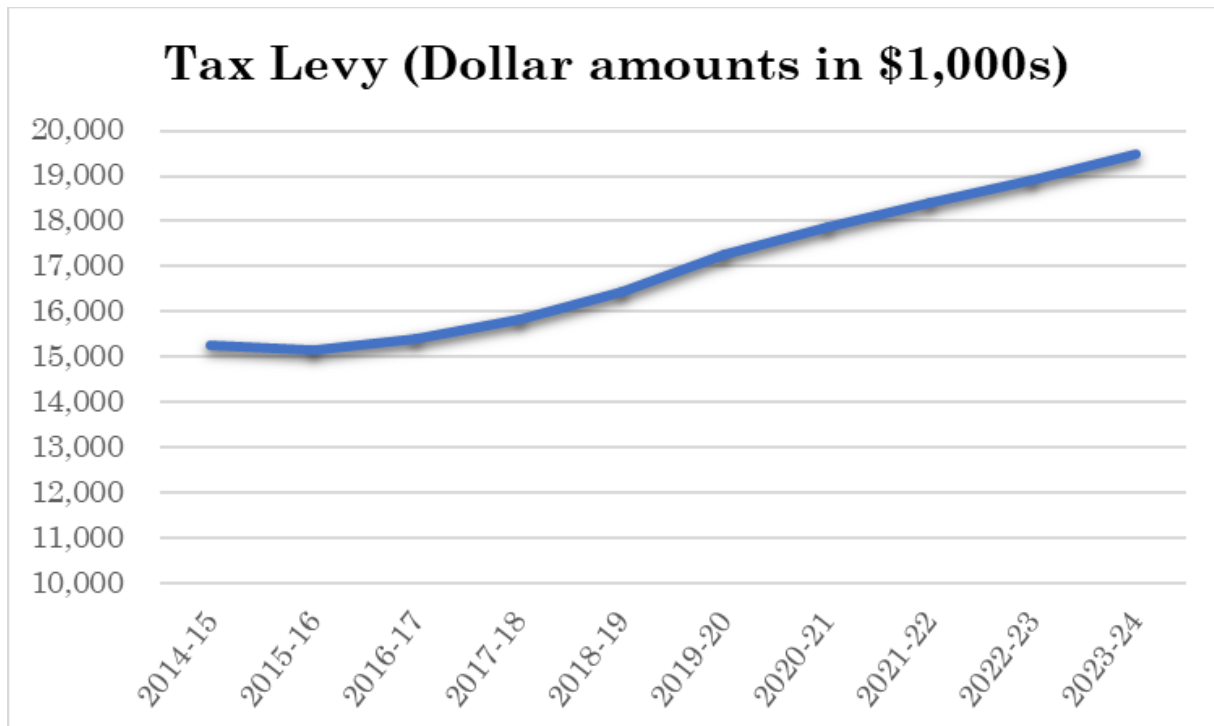
## Tax Rate Summary FY 2023-24

For FY 2022-23, the tax rate per \$1,000 of assessed property valuation decreased by 3.84%, from \$8.2809 to \$7.9625. Does this mean the average property owner will pay less in taxes to the Village? Not necessarily. It depends on how much the value of the owner's property increased as well. The calculation of tax rates and tax levies can be confusing. The following definitions contribute to the Village's tax assessments each year:

**Assessed Value:** Assessed values estimate the reasonable market value of properties as of July 1 in the year prior. Since 2016, the Village has relied on the Town of Greenburgh's Assessor who maintains property values in line with the present-day market. Assessed Values increased by \$159,923,406 or 6.99% from \$2,286,841,969 to \$ 2,446,765,375 in FY 23-24.

**Tax Levy:** The Village's budgeted expenses less non-tax revenues and appropriations establishes the amount needed to be raised through property taxes. This net amount is called the Tax Levy. The annual increase in the levy is capped based on a NYS mandated formula. The tax levy cap for 2023-24, which includes a growth factor of 1.0229 and a carryover from last year of \$288,951 allows for a total increase in the tax levy of \$1,109,208. If the village were to increase the tax levy by the maximum allowed, the tax levy would be \$20,046,284. The Village's proposed tax levy increase for FY 2023-2024 is 2.88% or an increase of \$545,172. The total proposed tax levy is \$19,482,248 which leaves an unused allowance of \$564,036 this year.

**Tax Rate:** The tax rate is the tax levy divided by the total taxable assessed value of all property in the Village. The amount needed to run the Village is divided proportionately to each property based on assessed values. The Tax Rate for FY 2023-2024 is \$7.9625 per \$1,000 of Assessed Value which is 3.84% less than the previous year.





## Fund Overview FY 2023-2024

The Village accounts are organized on the basis of funds and account groups, each of which is considered a separate accounting entity. Government resources are allocated to and accounted for in individual funds based upon purposes for which they are to be spent and the means by which spending is controlled.

**GENERAL FUND** The General Fund is the primary operating fund used to account for the vast majority of general government activity and services provided to Village residents, except those required to be accounted for in another fund. This includes services provided by the Village Board of Trustees and the Village Administrator as well as the administrative offices of the Court, Treasurer, and Clerk. The public safety services of the Police and Fire Departments as well as Code Enforcement are paid for through the General Fund. This year, the Village is also subsidizing the Ambulance Corps through the General Fund. Engineering, planning, and building inspection services as well as culture and recreational activities provided by the Recreation Department and maintained by the Parks Department are covered by the General Fund. Services provided by the Department of Public Works including sanitation, street maintenance, snow removal, street lighting and vehicle maintenance are accounted for in the General Fund. A proportionate share of salaries for Executive Administration, DPW and Building Department personnel are accounted for in the Water Fund.

Total General Fund expenditures and revenues for FY 2023-2024: **\$29,657,874**

**WATER FUND:** The Water Fund accounts for the water utility of the Village which renders services primarily on a user charge basis to the general public. Fees from water usage and meter sales pay for all personnel, equipment, supplies, and administrative costs associated with supply, purification, filtration, transmission, distribution and facility maintenance for customers of the Village's water utility. The Water Fund also finances the debt incurred by large capital improvements to the Water System. The Village is still in the process of implementing Phases 7 and 8 of a multi-phased approach to improving water infrastructure. Depending on consumption and revenue, the Water Fund can provide funding to the General Fund as allowed by General Municipal Law.

Total Water Fund appropriations and revenues estimated for FY 2023-2024: **\$6,573,243**



## Fund Overview FY 2023-2024

**SEWER FUND:** The sewer fund accounts for maintenance of the sanitary sewer system including personnel, equipment, supply, administrative and maintenance costs. The sewer fund is financed by supplementary sewer fees charged to users of the water system based on water usage.

Total Sewer Fund appropriations and revenues estimated for FY 2023-2024: **\$237,970**

**LIBRARY FUND:** The Library Fund accounts for the operations of the Warner Library, a service shared between the Villages of Sleepy Hollow and Tarrytown. According to the agreement signed in 2019, Sleepy Hollow contributes 46.73% and Tarrytown contributes 53.27% of the costs and expenses of operating, maintaining and repairing the land, building and facilities of the Warner Library. Sleepy Hollow pays Tarrytown its share of Library expenses in twelve equal installments throughout the year. In FY 2023-24, appropriations for the Library Fund are \$1,894,248 with Tarrytown's portion set at \$924,420 and Sleepy Hollow's at \$810,928. The Library fund is also financed through a number of other sources including monies from the Westchester Library System, interest earned on major bequests, and Library fines.

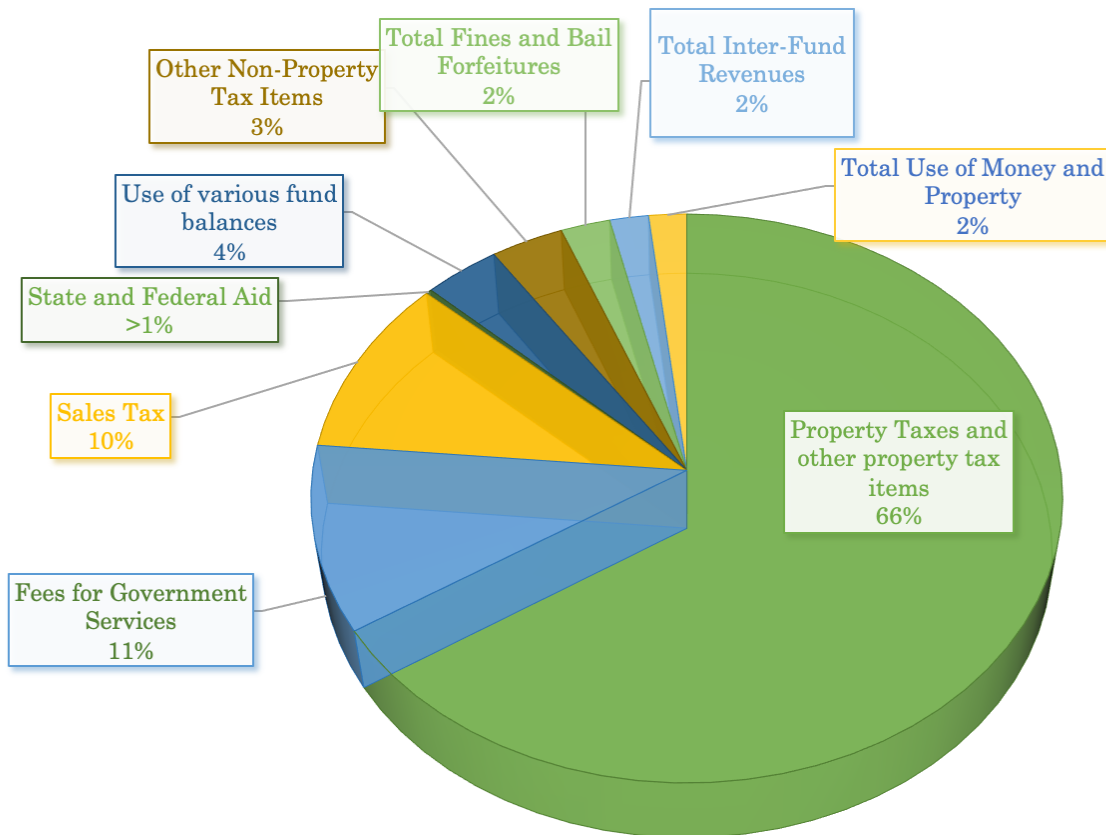
Total Library Fund appropriations and revenues estimated for FY 2023-2024: **\$1,894,248**



# Revenue Summary FY 2023-2024

The Village of Tarrytown receives revenue from a variety of sources, including taxes, user fees and charges, licenses and permits, and the State and Federal governments. In order to project future revenues, the Village uses a conservative historical analysis. The financial team also incorporates any major outside factors which may affect the overall environment of the coming fiscal year, such as changes in state laws or general economic growth or contraction. By analyzing historical trends and foreseeable future changes, the financial team tries to ensure stability in Village finances, and avoid either budgetary shortfalls or excess collections.

## General Fund Revenues By Source FY 2023-24



Total General Fund Revenues: \$29,657,874



## Revenue Summary FY 2023-2024

### **Property Tax and Other Tax Items: \$19,550,337**

Property taxes are the most significant revenue source contributing to the Village budget. The Village relies on the Town of Greenburgh's Assessing function which since 2016 has maintained property values in line with the present-day market. This year's taxable assessment roll for Tarrytown totaled \$2,446,765,375. The Village's proposed tax rate this year is \$7.9625 per thousand dollars of value which is down 3.84% from last year's rate of \$8.2809 per thousand dollars of value.

The property taxes that Tarrytown property owners pay to the Village are less than a quarter of the overall property tax bill. In Tarrytown, 63.1% of property taxes are paid to the school district, and another 12.29% are paid to the County and Town. For the Village budget, property taxes contribute 66% percent of annual appropriations. This category includes \$19,482,248 of the property tax levied on owners, as well as \$18,089 in payments in lieu of taxes (PILOT) which come from the Tarrytown Municipal Housing Authority, and \$50,000 in interest and penalties levied on delinquent taxpayers.

#### Property Tax and other tax items

Real Estate Property Taxes: \$19,482,248

Payments In Lieu of Taxes: \$18,089

Interest & Penalties on Taxes: \$50,000

TOTAL: \$19,550,337

### **Sales Tax: \$3,040,000**

Sales taxes are imposed upon retail sales of tangible personal property and/or the consumption of goods and/or services, and are governed by §1210 of the Tax Law. As of August 1, 2019, the 8.38% sales and use tax rate applies to all of Westchester County outside of the cities of Mount Vernon, New Rochelle, White Plains, and Yonkers. The State collects the sales tax, distributes proportionate shares to the MTA and the Counties. Westchester County then allocates a proportionate share to the Village based on population as determined by local agreement. Sales taxes have remained on a positive incline even throughout the pandemic and account for a hefty 10% of the Village budget.



# Revenue Summary FY 2023-2024

## Other Non-Property Tax Items: \$1,023,000

Other taxes collected by the Village include gross receipts taxes from local utilities which charge a fractional percentage of gross operating income of utility companies including electric, gas, and telephone companies operating in the Village. The Village also receives a Franchise fee from local cable providers as well as a distribution of the Hotel Occupancy Taxes and Mortgage Recording Taxes collected by the County.

### Non-Property Tax Items

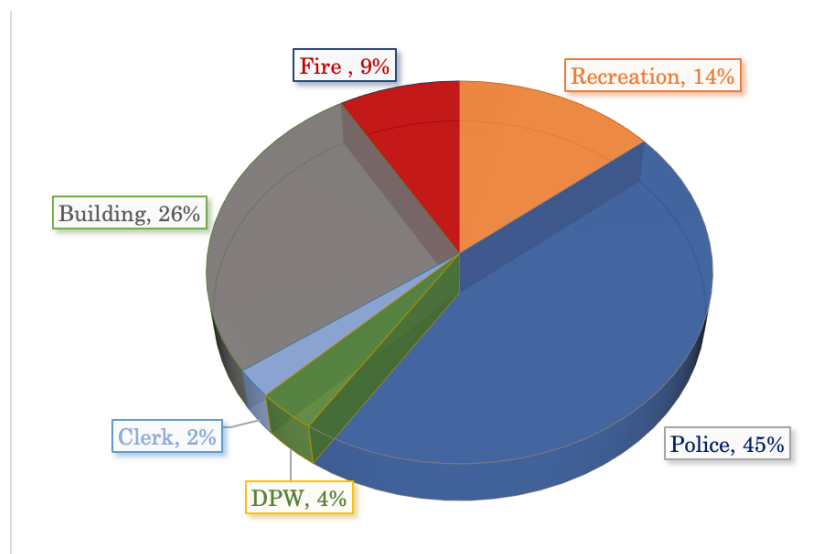
- Gross Receipts Electric: \$230,000
- Gross Receipts Gas: \$12,000
- Gross Receipts Telephone: \$26,000
- Cable Franchise Fee: \$175,000
- Mortgage Tax: \$250,000
- Hotel Tax: \$330,000
- TOTAL: \$1,023,000

## Fees for Government Services: \$3,118,200

The Village government provides a number of services for which it collects fees based on use rather than overall tax. From pool memberships and camp fees, to parking in the commuter lots and at street meters, to licenses and permits issued by various departments. This category also includes charges to other governments for services provided by Tarrytown including the fire protection services we provide to the Glenville Fire District, and the snow removal services we provide on State and County roadways. While parking fees in this category decreased significantly due to the COVID-19 pandemic, building permits remained strong and increased.

### Fees for Government Services

- Public Safety: \$169,500
- Transportation: \$1,384,000
- Departmental fees: \$441,000
- Home and Community: \$40,000
- Licenses and Permits: \$789,000
- Clerk Fees: \$4,500
- Foil: \$200
- Intergovernmental charges: \$280,000
- Miscellaneous: \$10,000
- TOTAL: \$3,118,200



General Fund Government Service Fees FY 2023-24  
Revenue by Department  
Total: \$3,118,200





## Revenue Summary FY 2023-2024

### **Use of Money and Property: \$533,200**

This revenue category includes interest earnings from investments and rental income from the use of Village property. The Village earns rental income from properties used by entities including the Washington Irving Boat Club and the Elizabeth Mascia Center. The Village also receives payments based on an easement agreement with the Village of Briarcliff for use of the property for their water system pump station.

#### Use of Money and Property

Interest Earnings: \$360,000

Rent of Property: \$130,000

Rent from Government: \$1,000

Commissions: \$1,200

Briarcliff Manor Easement Payment: \$41,000

Total: \$533,200

### **Fines and Bail Forfeitures: \$694,500**

Fines and Bail Forfeitures reflect revenue generated by the Village Court as well as reimbursements from the Village's insurance companies.

### **State and Federal Aid: \$83,637**

This category includes funds the Village receives from the State for the Aid and Incentives to Municipalities (AIM) program based on population size. AIM funds have not increased in 12 years and are currently set at \$83,637. The Village will no longer receive Federal assistance from the American Rescue Plan Act (ARPA).

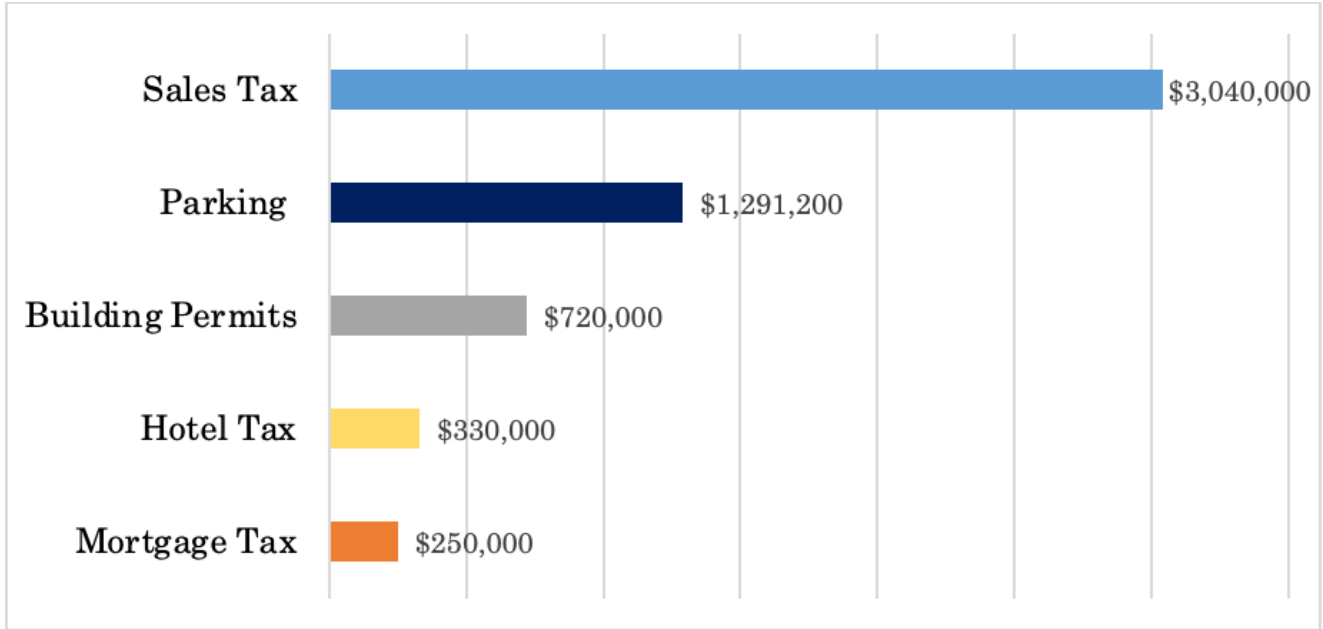
### **Use of Fund Balance: \$1,070,000**

When the Village has surplus funds left over from the previous year, the funds can be applied in the new fiscal year when necessary. For FY 2023-2024, the Village is using \$995,000 of undesignated surplus and \$75,000 of debt service reserve to stay within the tax cap while accounting for lost revenues from which the Village is still recovering.

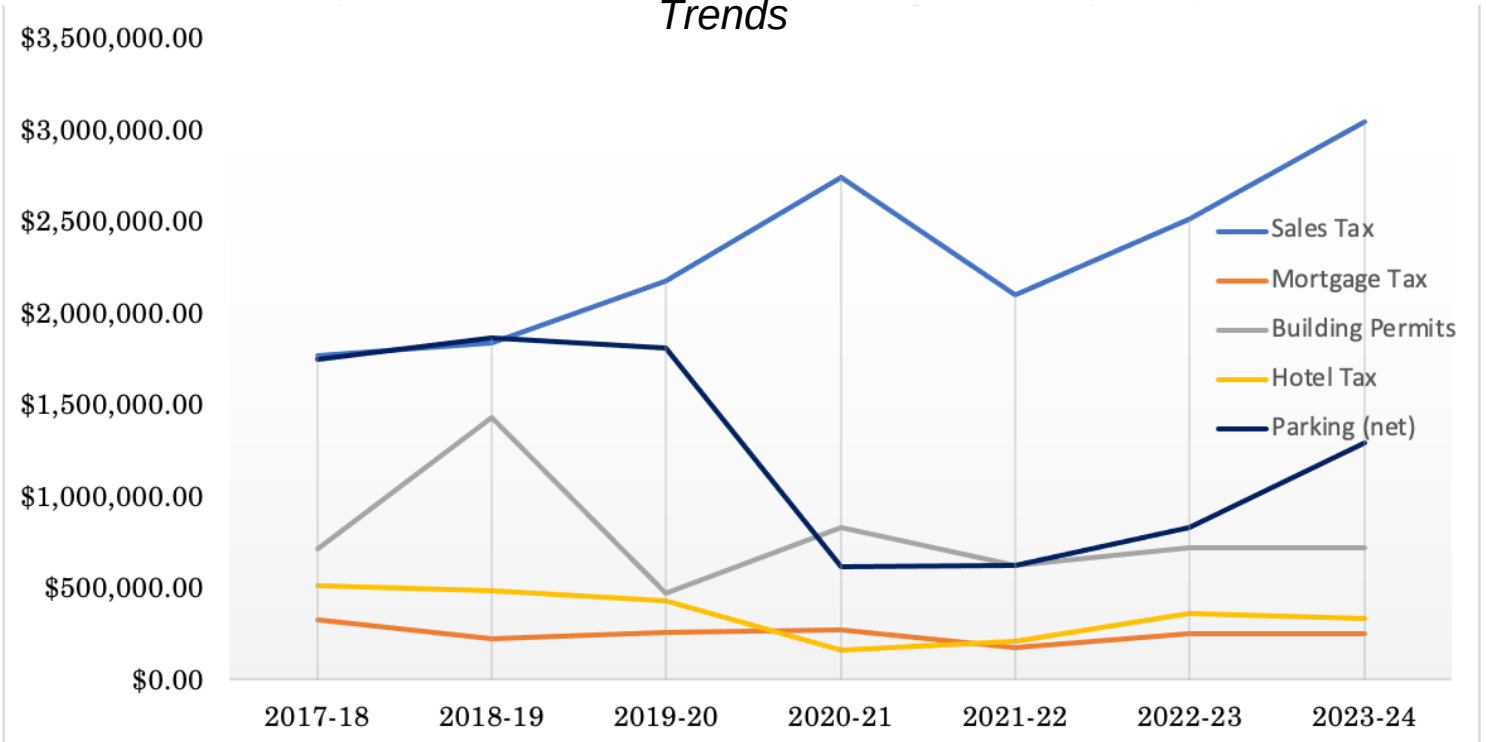


# Revenue Summary FY 2023-2024

## Major Revenues (excluding Property Taxes)



## Major Revenues (excluding Property Taxes) Trends





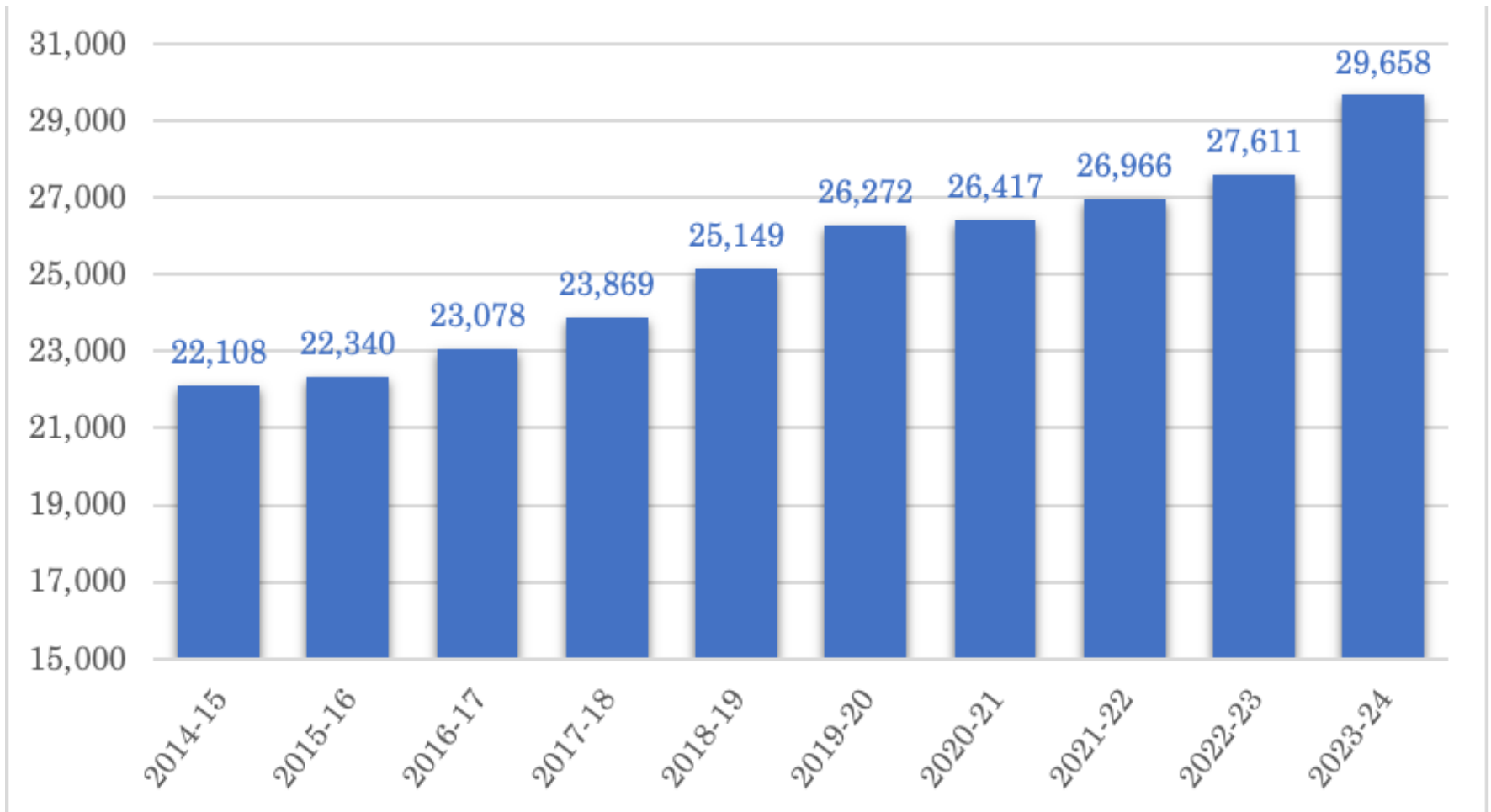
# Village of Tarrytown

EXPENDITURE TYPE	EXPENDITURE OVERVIEW - ALL FUNDS FY 2023-24	TENTATIVE BUDGET
DEPARTMENTAL EXPENDITURES	<p>All programs and services offered by Village government Departments:</p> <ul style="list-style-type: none"> <li>• Legislative – Mayor and Board of Trustees</li> <li>• Executive Administration – Village Administrator, Treasurer, Clerk, Attorney</li> <li>• Justice Court</li> <li>• Police Department</li> <li>• Fire Department</li> <li>• Engineering and Building</li> <li>• Department of Public Works</li> <li>• Recreation and Parks</li> <li>• Library</li> </ul>	\$19,503,983
GENERAL GOVERNMENT SUPPORT	Central operating costs, subscriptions, supplies, utilities, insurance and other expenses necessary to operate Village government operations.	\$2,196,341
AMBULANCE	A new line item to support continuing operation of Tarrytown Volunteer Ambulance Corps	\$120,000
EMPLOYEE BENEFITS	Benefits provided by the Village to its employees include retirement contributions, life and health insurance, and federal payroll taxes. The Village maintains a competitive benefit structure in order to attract and retain quality candidates.	\$8,984,782
DEBT SERVICE	The Village's liability on outstanding bonds is \$57,766,000 as of June 1, 2023. The long-term project to update the water system infrastructure accounts for approximately 30% of Village debt. Debt Service expenditures increased by \$803,203 across all funds.	\$5,523,809
INTERFUND TRANSFERS	The FY 2023-24 budget includes a transfer from the Water Fund to the Capital Fund in the amount of \$400,000 and from the General Fund to the Capital Fund in the amount of \$200,000 for unplanned capital projects.	\$2,034,420
<b>FY 2023-2024</b>	<b>TOTAL EXPENDITURES - ALL FUNDS</b>	<b>\$38,363,336</b>



## General Fund Expenditures 10-year Trend

Dollars in (\$1,000s)

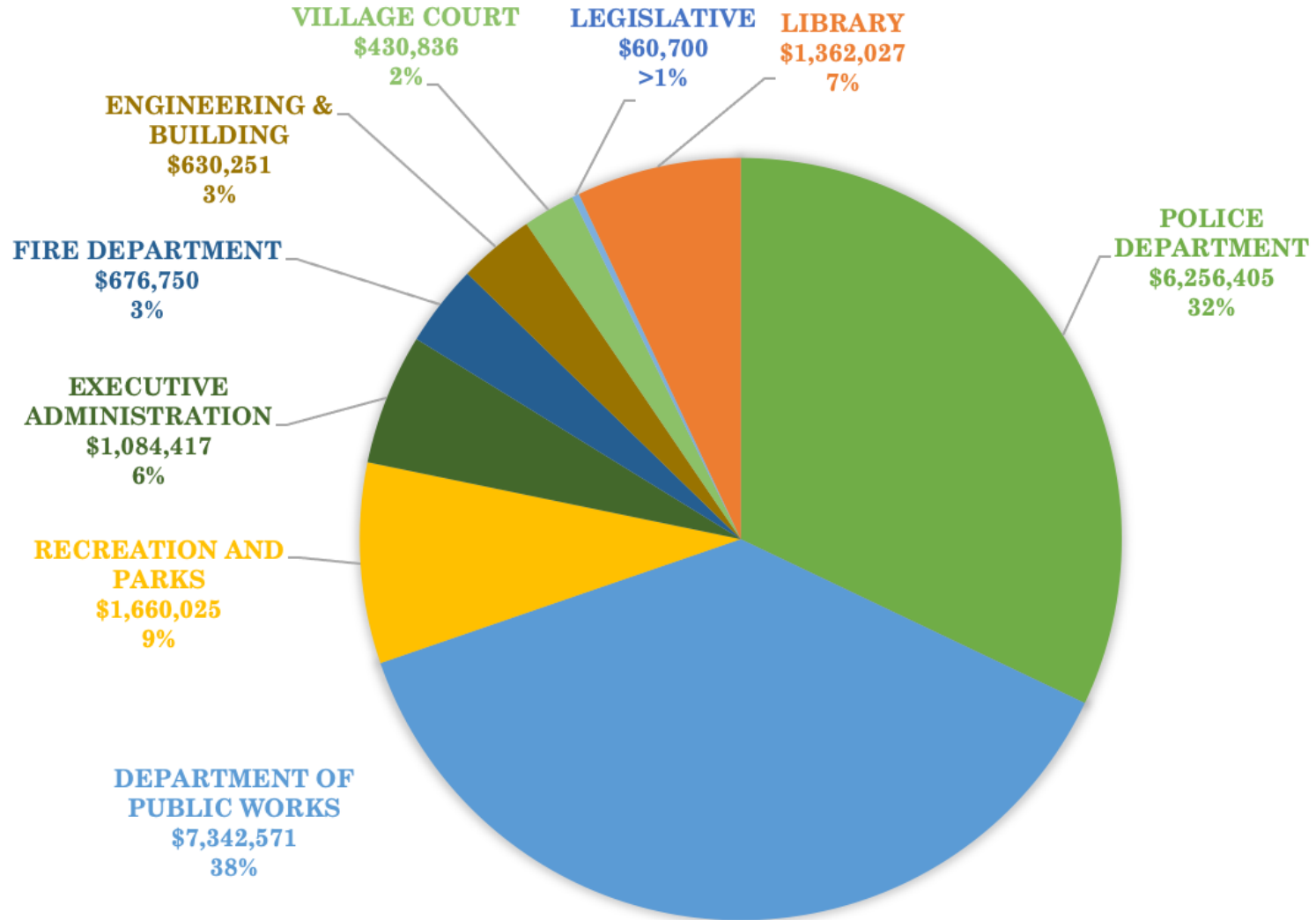




*DEPARTMENT BUDGETS*



# Expenditures by Department- All Funds FY 2023-2024



**EXPENDITURE SUMMARY BY DEPARTMENT- ALL FUNDS - FY 2023-24**

ACCOUNT	ACTUAL	ADOPTED	TENTATIVE	AMOUNT	PERCENT	
	EXPENDED	BUDGET	BUDGET	CHANGE	CHANGE	
	2021-2022	2022-2023	2023-2024			
LEGISLATIVE	1210 MAYOR	\$7,828	\$6,300	\$6,300	\$0	0.00%
	1010 LEGISLATIVE BOARD	\$56,472	\$50,400	\$54,400	\$4,000	7.94%
	<b>LEGISLATIVE</b>	<b>\$64,300</b>	<b>\$56,700</b>	<b>\$60,700</b>	<b>\$4,000</b>	<b>7.05%</b>
VILLAGE COURT	1110 JUSTICE	\$359,511	\$354,557	\$430,836	\$76,279	21.51%
EXECUTIVE ADMINISTRATIO N	1230 ADMINISTRATOR	\$293,697	\$291,665	\$332,799	\$41,134	14.10%
	1325 TREASURER	\$468,314	\$403,436	\$417,861	\$14,424	3.58%
	1410 VILLAGE CLERK	\$119,120	\$122,900	\$127,257	\$4,357	3.55%
	4020 REGISTRAR OF VITAL STATISTICS	\$5,130	\$5,000	\$4,500	-\$500	-10.00%
	1420 VILLAGE ATTORNEY	\$176,781	\$202,000	\$202,000	\$0	0.00%
	<b>EXECUTIVE</b>	<b>\$1,063,042</b>	<b>\$1,025,002</b>	<b>\$1,084,417</b>	<b>\$59,415</b>	<b>5.80%</b>
ENGINEERING AND BUILDING	1440 ENGINEER	\$155,318	\$209,532	\$230,337	\$20,805	9.93%
	3620 SAFETY INSPECTION	\$326,021	\$405,105	\$383,414	-\$21,691	-5.35%
	8020 PLANNING BOARD	\$190	\$15,000	\$10,000	-\$5,000	-33.33%
	8661 TENANT PROTECTION	\$7,266	\$6,500	\$6,500	\$0	0.00%
	<b>ENGINEERING AND BUILDING</b>	<b>\$481,529</b>	<b>\$629,637</b>	<b>\$630,251</b>	<b>-\$5,886</b>	<b>-0.93%</b>
POLICE DEPARTMENT	3120 POLICE DEPARTMENT	\$5,438,782	\$5,950,404	\$6,057,682	\$107,278	1.80%
	3150 JAIL	\$1,745	\$3,250	\$3,250	\$0	0.00%
	3310 PARKING	\$146,915	\$188,832	\$195,473	\$6,641	3.52%
	<b>TOTAL POLICE DEPARTMENT</b>	<b>\$5,587,442</b>	<b>\$6,142,486</b>	<b>\$6,256,405</b>	<b>\$113,919</b>	<b>1.85%</b>
FIRE DEPARTMENT	3410 FIRE DEPARTMENT	\$676,473	\$663,250	\$676,750	\$13,500	2.04%
DEPARTMENT OF PUBLIC WORKS	1640 CENTRAL GARAGE	\$421,803	\$387,498	\$462,238	\$74,740	19.29%
	5010 STREET ADMINISTRATION	\$137,875	\$144,264	\$140,608	-\$3,657	-2.53%
	5110 STREET MAINTENANCE	\$1,202,107	\$1,194,818	\$1,381,015	\$186,197	15.58%
	5142 SNOW REMOVAL	\$206,046	\$224,500	\$231,500	\$7,000	3.12%
	5182 STREET LIGHT	\$136,356	\$139,500	\$139,500	\$0	0.00%
	8160 REFUSE COLLECTION	\$881,580	\$833,432	\$927,965	\$94,533	11.34%
	8170 STREET CLEANING	\$104,120	\$115,352	\$122,990	\$7,638	6.62%
	8650 SHADE TREES	\$22,823	\$39,500	\$45,200	\$5,700	14.43%
	1900 WATER - SPECIAL ITEMS	\$60,954	\$72,104	\$76,730	\$4,626	6.42%
	8310 WATER ADMINISTRATION	\$456,386	\$513,662	\$525,849	\$12,186	2.37%
	8320 WATER - SOURCE OF SUPPLY	\$1,330,880	\$2,279,659	\$2,322,968	\$43,309	1.90%
	8330 PURIFICATION & FILTRATION	\$271,756	\$304,094	\$318,648	\$14,554	4.79%
	8340 TRANSMISSION AND DISTRIBUTION	\$244,417	\$317,258	\$409,391	\$92,133	29.04%
8120 SANITARY SEWERS	\$176,237	\$220,677	\$237,970	\$17,293	7.84%	
<b>DEPARTMENT OF PUBLIC WORKS</b>	<b>\$5,653,340</b>	<b>\$6,786,319</b>	<b>\$7,342,571</b>	<b>\$556,252</b>	<b>8.20%</b>	
RECREATION AND PARKS	7140 RECREATION & PARKS	\$1,403,145	\$1,381,384	\$1,525,625	\$144,241	10.44%
	6772 PROGRAM FOR AGING	\$52,690	\$69,108	\$67,000	-\$2,108	-3.05%
	7310 YOUTH AGENCIES	\$0	\$1,500	\$1,500	\$0	0.00%
	7550 CELEBRATIONS	\$17,073	\$20,812	\$29,000	\$8,188	39.34%
	7989 SOCIAL SERVICE PROGRAMS	\$28,900	\$28,900	\$28,900	\$0	0.00%
	4010 PUBLIC HEALTH	\$6,800	\$8,000	\$8,000	\$0	0.00%
<b>RECREATION AND PARKS</b>	<b>\$1,508,608</b>	<b>\$1,509,704</b>	<b>\$1,660,025</b>	<b>\$150,321</b>	<b>9.96%</b>	
LIBRARY	7410 PUBLIC LIBRARY	\$1,122,868	\$1,318,379	\$1,362,027	\$43,648	3.31%
<b>SUBTOTAL DEPARTMENTAL EXPENDITURES</b>		<b>\$16,517,112</b>	<b>\$18,486,033</b>	<b>\$19,503,983</b>	<b>\$1,017,949</b>	<b>5.51%</b>

**EXPENDITURE SUMMARY BY DEPARTMENT - ALL FUNDS - FY 2023-24**

		ACTUAL EXPENDED 2021-2022	ADOPTED BUDGET 2022-2023	TENTATIVE BUDGET 2023-2024	AMOUNT CHANGE	PERCENT CHANGE
EMPLOYEE BENEFITS	9000 EMPLOYEE BENEFITS	\$7,428,348	\$7,463,841	\$8,093,222	\$629,381	8.43%
	9000 WATER EMPLOYEE BENEFITS	\$456,161	\$419,304	\$429,095	\$9,791	2.33%
	9000 LIBRARY EMPLOYEE BENEFITS	\$441,923	\$456,538	\$462,465	\$5,927	1.30%
	<b>TOTAL EMPLOYEE BENEFITS</b>	<b>\$8,326,433</b>	<b>\$8,339,683</b>	<b>\$8,984,782</b>	<b>\$645,099</b>	<b>7.74%</b>
GENERAL GOVERNMENT SUPPORT	1620 CENTRAL BUILDINGS	\$290,968	\$244,000	\$270,000	\$26,000	10.66%
	1660 CENTRAL STOREROOM	\$1,019	\$5,000	\$5,000	\$0	0.00%
	1670 CENTRAL PRINT & MAIL	\$52,596	\$45,000	\$45,000	\$0	0.00%
	1690 CENTRAL POWER	\$104,130	\$116,000	\$140,000	\$24,000	20.69%
	1910 INSURANCE	\$541,742	\$600,000	\$740,000	\$140,000	23.33%
	1920 ASSOCIATION DUES	\$22,289	\$12,500	\$28,000	\$15,500	124.00%
	1930 JUDGEMENT & CLAIMS	\$524,891	\$505,000	\$505,000	\$0	0.00%
	1950 TAXES & ASSESSMENT	\$36,137	\$50,000	\$50,000	\$0	0.00%
	1980 RESERVE FOR TAXES	\$38,071	\$36,000	\$36,000	\$0	0.00%
	1990 CONTINGENCY	\$0	\$530,000	\$377,341	-\$152,658	-28.80%
	5152 PANDEMIC RESPONDENCE	\$0		\$0	\$0	0.00%
		<b>GENERAL GOVERNMENT SUPPORT</b>	<b>\$1,611,843</b>	<b>\$2,143,500</b>	<b>\$2,196,341</b>	<b>\$52,842</b>
	4540 AMBULANCE	<b>\$0</b>	<b>\$0</b>	<b>\$120,000</b>	<b>\$120,000</b>	<b>100.00%</b>
DEBT SERVICE	9700 DEBT SERVICE	\$3,369,856	\$3,443,444	\$3,873,491	\$381,797	11.09%
	9700 LIBRARY - DEBT SERVICE	\$97,685	\$68,203	\$69,755	\$1,552	2.28%
	9700 WATER - DEBT SERVICE	\$1,365,399	\$1,208,958	\$1,580,563	\$371,605	30.74%
	<b>TOTAL DEBT SERVICE</b>	<b>\$4,832,941</b>	<b>\$4,720,606</b>	<b>\$5,523,809</b>	<b>\$803,203</b>	<b>17.01%</b>
INTERFUND TRANSFERS	9550 GENERAL-INTERFUND TRANSFERS	\$878,504	\$1,101,979	\$1,124,420	\$22,441	2.04%
	9550 WATER - INTERFUND TRANSFERS	\$800,000	\$600,000	\$910,000	\$310,000	51.67%
	<b>TOTAL - INTERFUND TRANSFERS</b>	<b>\$1,678,504</b>	<b>\$1,701,979</b>	<b>\$2,034,420</b>	<b>\$332,441</b>	<b>19.53%</b>
<b>TOTAL EXPENDITURES ALL FUNDS</b>		<b>\$29,805,664</b>	<b>\$35,398,302</b>	<b>\$38,363,336</b>	<b>\$2,965,034</b>	<b>8.38%</b>





# Mayor and Board of Trustees

Karen Brown, Mayor

kbrown@tarrytownny.gov, (914) 631-1785

		ACTUAL EXPENDED	ADOPTED BUDGET	TENTATIVE BUDGET	AMOUNT CHANGE	PERCENT CHANGE
		2021-2022	2022-2023	2023-2024		
LEGISLATIVE	1210 MAYOR	\$7,828	\$6,300	\$6,300	\$0	0.00%
	1010 LEGISLATIVE BOARD	\$56,472	\$50,400	\$54,400	\$4,000	7.94%
	<b>LEGISLATIVE</b>	<b>\$64,300</b>	<b>\$56,700</b>	<b>\$60,700</b>	<b>\$4,000</b>	<b>7.05%</b>

## Highlights FY 2022-2023

- **Infrastructure:** Installed new sidewalks, street trees and pedestrian safety enhancements through the Downtown Streetscape Improvement, Phase II of which will continue in FY 2023-2024. The paving of Rt 9 was completed by NYS and through lobbying efforts of this and prior boards, the project was expanded to include the repair of the southbound turning lane to 87/287.
- **Environment:** Partnered with Cornell University and the Department of Environmental Conservation to conduct the Climate Adaptive Design Studio, a program that engaged Landscape Architecture Graduate Students to examine the Tarrytown waterfront from the perspective of climate resilience in view of rising water levels over time. Next steps: translating vision into practical projects to ensure the waterfront can be enjoyed by Tarrytown residents for many years to come.
- **Housing Affordability:** Acting in line with the Comprehensive Plan’s goal of diversifying and increasing housing stock availability, the BOT passed and will institute a pilot initiative to allow an accessory dwelling unit in single-family residential zones. This low-impact zoning change gives property owners more flexibility to remain in their homes while adding additional housing units to the Village.
- **Public Safety:** Tarrytown Volunteer Ambulance Corps will be able to maintain its high level of service to residents in need of emergency medical care with support from the Village. Paying TVAC for otherwise non-reimbursable ensures solvency for the local Corps, and prevents the much larger expense that would be required if the Village had to contract with a private firm. The Village won a grant for new safety equipment for our Volunteer Fire Department and completed long-awaited repairs to several firehouses. Vacancies in the Police Department due to retirements were finally all filled this year. The diversity of these impressive new recruits has created a force more reflective of our community.
- **Resident Communications:** Launched a new and improved bi-monthly newsletter, introduced a new Village Facebook page and re-worked the budget document to make it clearer and easier to read. Next steps: the Village has engaged with ClearGov to launch a Digital Budget Book in time for the beginning of FY 23-24 which will further enhance user access to budget information.



## Mayor and Board of Trustees

- **Recreation and Community:** Focused on improving Recreation Department offerings by hiring a new Recreation Superintendent 2022-23 saw the return of our Parades since the Pandemic. Tarrytown hosted the 2022 FASNY convention and parade in August and enjoyed our best Halloween Parade yet. The Village supported other opportunities to gather and celebrate as a community including summer Outdoor Dining events, an Arbor Day celebration with John Paulding students and Revolutionary Westchester at Pierson Park. Residents enjoyed a new Dog Parade at Patriots Park, and an expanded Winter Stroll and Holiday Tree Lighting event in partnership with the Chamber of Commerce and TaSH market. TaSH continues to flourish at Patriots Park, due in part to the successful collaboration with Village Parks Department

### **Looking Ahead: FY 2023-2024**

- **Cultivate communications:** The Board is committed to ensuring that residents have the information they need regarding government services and legislation. Projects on the horizon: adding a print mailer to the channels of communication and adding more Spanish-language communications for non-native speakers.
- **Invest in Personnel:** To improve Recreational programming and support the high demand of aging infrastructure in the Water Department, the Village will be hiring two new employees: A Senior Recreational Leader and a DPW Laborer in the Water Department.
- **Upgrade efficiency:** Obsolete and unsupported software currently used by the Building Department, DPW, Treasurer and Clerk's offices must be replaced. Not only will these upgrades make Village Hall more efficient, but they will also enable online permitting and make interacting with local government processes easier, clearer, and more convenient.

### **Department Description**

The Village of Tarrytown operates under the council-manager form of government. The Board of Trustees is the governing body and consists of a Mayor and 6 Trustees who appoint a professional Village Administrator who serves as the Chief Administrative officer for Village government services. The Mayor is the Chief Executive Officer of the Village and presides over meetings of the Board of Trustees. The Mayor and the Board set the overall vision for the community by establishing policy, adopting local laws and resolutions, and controlling the raising and appropriation of funds.

The Mayor and Board of Trustees are responsible for appointing all non-elected officers and employees, as well as volunteers on Boards and Committees. The Mayor and Trustees are each elected to two year terms of office, with no term limits on length of service.

The Mayor and Board of Trustees work together with the professional staff of the Village of Tarrytown, the appointed Land-Use Board Volunteers, and all employees of the Village of Tarrytown's Police, Fire, Public Works, Building Department and Administrative Offices to provide the vital services of a high quality, local, municipal government.



# Village of Tarrytown

## Justice Court

Judge Kyle McGovern, Village Justice

courtclerk@tarrytownny.gov, (914) 631-5215

		ACTUAL	ADOPTED	TENTATIVE			
		EXPENDED	BUDGET	BUDGET	AMOUNT	PERCENT	
		2021-2022	2022-2023	2023-2024	CHANGE	CHANGE	
VILLAGE COURT	1110	JUSTICE	\$359,511	\$354,557	\$430,836	\$76,279	21.51%

### Highlights FY 2022-23

- Through the efforts and determination of the Court Clerks and part-time staff, the Court was able to achieve its goal of significantly reducing the backlog of cases that compounded during the pandemic. It is expected the remaining backlog for 2022 will be eliminated by Fall of 2023.
- In April 2022, the Court resumed night court sessions which are held one night per month.
- As a result of these Court initiatives, the Court's revenue in 2022 significantly increased from 2021. In 2021 the Court's annual revenue was approximately \$545,320 and in 2022 the annual revenue increased to approximately \$1,213,997.
- With a grant applied for and received from the Unified Court System, the Court purchased new metal detectors and made much needed improvements to the administrative offices.

### Looking Ahead FY 2023-24

- The Village Court Clerk of 32 years, Maggie Hernandez, is retiring in July 2023, and will be deeply missed. The Court is currently interviewing candidates for her replacement and has been given permission by New York Civil Service to allow Maggie's replacement to shadow her for the 90 days leading up to Maggie's retirement.
- The Justice Court's salary line item - A-1110.101 - has increased by \$56,279 to accommodate both the salary increases for court staff stipulated in the CSEA contractual settlement as well as a training and transition period for the new Court Clerk.

### Department Description

The Village of Tarrytown Justice Court provides court and related administrative services for civil and criminal matters, small claims, vehicle and traffic, parking fines and penalties. Family court cases are heard at the County level.

Criminal cases are heard on Wednesday mornings and civil, small claims and traffic cases are heard on Thursday mornings. After a hiatus during the COVID-19 pandemic, night court resumed in April 2022, one Thursday evening per month.

In addition to the Village Justice and Acting Justice, the Court employs two full-time clerks and two part-time clerks to process fines and penalties, coordinate hearings and trials, correspond with and coordinate with local, County, and State law enforcement, research cases, answer questions and manage and process all associated documentation and record-keeping.

The court employs two part-time guards to provide security when court is in session. One officer is assigned to the entrance to screen individuals coming into the courtroom and the second is assigned inside the courtroom to oversee and protect the public and court staff.



## Village Administrator

Richard Slingerland, Village Administrator

afasman@tarrytownny.gov, (914) 631-1785

		ACTUAL EXPENDED 2021-2022	ADOPTED BUDGET 2022-2023	TENTATIVE BUDGET 2023-2024	AMOUNT CHANGE	PERCENT CHANGE
1230	ADMINISTRATOR	\$293,697	\$291,665	\$332,799	\$41,134	14.10%

### Looking Ahead: FY 2023-24

Grant writing firm: The Board engaged Millennium Strategies, the same grant writing firm used by Sleepy Hollow and other municipalities in the region, which increases the Administrator's budget by \$36,000.

### Department Description

The Village Administrator is responsible for the day-to-day operation of Village affairs and for implementing Village policy once adopted by the Board of Trustees. The Village Administrator makes recommendations to the Board of Trustees relative to operations, capital planning, budgeting, debt management, and strategic and long-range planning.

Pursuant to Chapter 5 of the Code of the Village of Tarrytown, the responsibilities of the Village Administrator include, but are not limited to the following:

- Oversight of rules, regulations, ordinances, local laws and codes of the village to assure that they are fairly and efficiently administered.
- Supervision and coordination of the activities of all village departments.
- Oversight and coordination of the work of all village employees.
- Implementation of the personnel policies, rules and regulations of the village.
- Representation of the Village in collective bargaining with unionized employees.
- Serve as Budget Officer.
- Control of expenditures within amounts appropriated in the annual budget.
- Supervision of the purchase of all materials, supplies and equipment and the letting of all contracts.
- Serve as liaison with other governments and administrative agencies but not supplant the Mayor or Trustees as official representative of the Village.
- Investigate and respond to all inquiries by Village residents and other interested persons concerning Village government operations and services.
- Serve as Public Information Officer, particularly with local news media.

The Village Administrator’s office includes an Assistant and Secretary to help manage daily operations.



# Village of Tarrytown

## Treasurer

Antoinette Morales, Treasurer

amorales@tarrytownny.gov, (914) 631-7873

	ACTUAL EXPENDED 2021-2022	ADOPTED BUDGET 2022-2023	TENTATIVE BUDGET 2023-2024	AMOUNT CHANGE	PERCENT CHANGE
1325 TREASURER	\$468,314	\$403,436	\$417,861	\$14,424	3.58%

### Budget Highlights

- Sales tax continues to be a major source of revenue for the Village. Sales tax has increased progressively over the past decade and we are on trend to surpass what was collected in the prior fiscal year by 10%.
- Parking Revenue declined dramatically over the past few years due to the pandemic and the effect it had on the workforce. We are happy to see that parking revenue is bouncing back and look forward to continued improvement.
- Hotel Tax Revenue has steadily increased since the height of the pandemic in 2020 and we expect it to continue to grow.
- Building Permits are leveling off from their highest years but remain a steady stream of revenue for the Village.
- Interest earnings have increased due to the increase in rates by the Federal Reserve.

### FY 2022-23 Highlights

- Hiring and Promotions: The most significant event in the Treasurer’s Department in FY 22-23 was the unprecedented turnover that took place after the departure of longtime Treasurer Jim Hart who retired after 20 years. Deputy Treasurer Antoinette Morales was promoted to Treasurer in April 2022. Accounts Payable Clerk, Azucena Molina, who has worked for the Village for (25) years, was promoted to Deputy Treasurer. Indiana DelValle, who has worked for the Water Billing Department for (25) years, took Azucena’s position as Accounts Receivable Clerk. Intermediate Clerk Ben McCoy, was promoted to Accounts Payable Clerk, and the Village hired a new Clerk for the Water Billing Department, Alexandra Algaba, who came to the Village from the private sector. Diana Barry was also hired to fill a finance clerk vacancy in the department since Tamara Stewart left in October 2021. The staff continue to adapt to their new positions and the fresh eyes in each new position have brought a welcome vitality to the Department.

### Looking Ahead: FY 2023-24

We will continue to look for ways to do our jobs while serving the residents in a more efficient and effective manner. We hope to achieve this with the implementation of newer technology and a commitment to training and education provided by the state and the county usually at no cost to the Village.

- New software: The Treasurer’s office will be exploring new accounting programs to update the KVS software currently used by the Department.
- New Auditors: We entered into a contract with a new auditing firm and look forward to leveraging their many years of experience to help us achieve our goal of higher efficiency in our day to day processes.



## Treasurer

### Department Description

The Treasurer's Department is responsible for the collection, disbursement, investment and accounting of all Village funds.

Village taxes are billed in May of each year and collected twice annually in the months of June and December. Tax rates are established through the budget process and assessed value is determined by the Town of Greenburgh. Taxes are the largest source of revenue for the Village and every effort is made to audit payments for accuracy and compliance with NYS Finance regulations.

Water rents are also billed and collected by the Treasurer's Department. Commercial accounts are billed on a monthly basis while residential accounts are billed quarterly. The revenue from the sale of water is used to offset the cost of purchasing water from New York City as well as for upkeep and maintenance of the water system.

Parking permits are issued by the Treasurer's Department for all of the various parking facilities in the Village. Permits can be purchased on an annual basis or prorated based upon the time of year in which they are acquired.

The Village's bills are prepared, audited and paid twice monthly by our Accounts Payable Unit. Entry of the bills into the accounting system is a decentralized function that is performed by each department. Auditing of the bills is the responsibility of the Treasurer's Department and all bills require dual authorization. Ultimately, bills are approved by the Board of Trustees and checks/wires are processed two business days following the BOT Meeting date.

Processing of funds received by the Village is performed on a daily basis by our Accounts Receivable Unit. Bank deposits are made daily and bank reconciliation is performed monthly. Payroll and Benefits Administration are the responsibility of the Treasurer's Department. Payroll is processed on a bi-weekly basis and the administration of benefits is ongoing, as needed. The filing of all related government forms due monthly, quarterly and annually are done by this department.

The Treasurer's Department is open Monday through Friday from 8:30 a.m. until 4:30 p.m. We look forward to serving the residents of the Village of Tarrytown and will continue to strive to achieve the highest level of customer service and customer satisfaction.



# Clerk

Kristine Gilligan, Village Clerk

kgilligan@tarrytownny.gov, (914) 631-1652

		ACTUAL EXPENDED 2021-2022	ADOPTED BUDGET 2022-2023	TENTATIVE BUDGET 2023-2024	AMOUNT CHANGE	PERCENT CHANGE
1410	VILLAGE CLERK	\$119,120	\$122,900	\$127,257	\$4,357	3.55%

## Looking Ahead: FY 2023-24

- Film permit revenues continue to increase. The Village Clerk has networked with other municipalities, increasing the Village presence among film industry professionals. The Clerk works with other staff to make Tarrytown an easy and convenient place to host film productions while balancing the needs of Village businesses and residents. Half of all downtown film permit fees are deposited into a downtown improvement fund which pays for amenities like seasonal hanging flower baskets.
- In the new fiscal year, the Clerk’s office will participate in the implementation of a new online permitting software program to facilitate easier applications.

## Department Description

The Village Clerk is a public official, appointed by the Mayor and Board of Trustees to a two-year term. The position reports directly to the Mayor, Board of Trustees and the Village Administrator.

The Village Clerk is the custodian of all Village records, kept, held, filed, produced or reproduced by, with or for the Village, in any physical form and is responsible for the administrative work of the Village. At Board of Trustee meetings, the Village Clerk also serves as Clerk of the Board and keeps records of the meetings.

The Clerk’s office issues various licenses and permits for taxis, peddlers, sidewalk cafe, sidewalk vending, cabaret, film, carting, green industry contractors, fishing, kayak, and handicapped parking permits.

The Village Clerk serves as the Public Access Information Officer and processes requests for records under the Freedom of Information Law, works as the local liaison to the Westchester Board of Elections for the Village Elections held in November, is an appointed Marriage Officer, and also serves as the Registrar of Vital Statistics who maintains and issues certified copies of birth and death records in the Village.

The Village Clerk also serves as Personnel Officer, responsible for posting job openings, receiving employment applications, canvassing of Civil Service lists, and acts as liaison between the Westchester County Department of Human Resources and the employees. Additionally, the Village Clerk coordinates all of the Village’s Liability and Workers Compensation Claims, and is a Notary Public.



## Engineering and Building

Donato Pennella, Village Engineer

dpennella@tarrytownny.gov, (914) 631-3668

		ACTUAL EXPENDED 2021-2022	ADOPTED BUDGET 2022-2023	TENTATIVE BUDGET 2023-2024	AMOUNT CHANGE	PERCENT CHANGE
ENGINEERING AND BUILDING	1440 ENGINEER	\$155,318	\$209,532	\$230,337	\$20,805	9.93%
	3620 SAFETY INSPECTION	\$326,021	\$405,105	\$383,414	-\$21,691	-5.35%
	8020 PLANNING BOARD	\$190	\$15,000	\$10,000	-\$5,000	-33.33%
	8661 TENANT PROTECTION	\$7,266	\$6,500	\$6,500	\$0	0.00%
	<b>ENGINEERING AND BUILDING</b>	<b>\$481,529</b>	<b>\$629,637</b>	<b>\$630,251</b>	<b>-\$5,886</b>	<b>-0.93%</b>

### Highlights FY 2022-23

- Higher revenues: Revenues generated by the permitting process for Building Department applications remained strong during the pandemic as homeowners and businesses took the opportunity to make improvements. The activity is expected to level off in the coming year.
- New personnel: The Building Department added an Assistant Engineer to the Department staff to assist with capital bid preparation and project management with the goal of increasing efficiency and reducing consultant expenses. The part-time Code Enforcement officer also became a full-time position to ensure compliance with Village safety codes and regulations.

### Looking Ahead: FY 23-24

- New software: The Department will be upgrading permitting software which will improve efficiency by facilitating the filing of various types of permits online with automatic notifications throughout the review process.

### Department Description

The Village Engineer is the Department Head of the Building Department, who also oversees the operations of the Engineering, Planning, Zoning and ARB divisions. The Building Department receives and reviews applications, drawings and plans for Building, Plumbing, Electrical, Sign, Demolition, Solar, Tree, Site Plan and Variance applications. The Department helps navigate applications through the entire approval process and through the course of construction. The review and permitting process ensures compliance with State, County and Local codes. The Building Inspector conducts plan reviews and performs inspections, prepares documentation and reports to various government agencies for the coordination on health, safety and environmental reviews, and works with the Code Enforcement officer to maintain a high standard of safety and code compliance for all construction inside village borders including MS4 (Stormwater) and Cross Connection Control (backflow prevention) and private fire hydrant compliance.





## Engineering and Building

The Engineering Department provides a variety of engineering services designed to protect the public welfare of the community. Working with the various Village departments; Public Works, Water, Parks, Fire and Library the Village Engineer provides technical and administrative services in support of general Village operations as well as the responsible development of Village infrastructure, including roads, sidewalks, bridges, water and sewer mains. The Village Engineer oversees plan reviews and inspections with State and County and local agencies for various capital improvement infrastructure projects. The Village Engineer oversees the application and permitting process for the Building Department and the coordination and support for the Village Land Use Boards.

The Department is supported by Administrative staff who work with the Engineer, Building Inspector, Code Enforcement officer and Land Use Boards to maintain a high level of service to process and review project applications in a timely manner.



# Police Department



John Barbelet, Chief of Police  
jbarbelet@tarrytownny.gov, (914) 631-5544

			ACTUAL EXPENDED 2021-2022	ADOPTED BUDGET 2022-2023	TENTATIVE BUDGET 2023-2024	AMOUNT CHANGE	PERCENT CHANGE
POLICE DEPARTMENT	3120 POLICE DEPARTMENT		\$5,438,782	\$5,950,404	\$6,057,682	\$107,278	1.80%
	3150 JAIL		\$1,745	\$3,250	\$3,250	\$0	0.00%
	3310 PARKING		\$146,915	\$188,832	\$195,473	\$6,641	3.52%
	<b>TOTAL POLICE DEPARTMENT</b>		<b>\$5,587,442</b>	<b>\$6,142,486</b>	<b>\$6,256,405</b>	<b>\$113,919</b>	<b>1.85%</b>

## Highlights FY 22-23

- The Department continued to invest in community engagement by partnering with the Life Center (Family Feud, Minute to Win It), expanding our annual toy drive, sponsoring a Family Fun Day for over a 100 local children, tours for local youth groups, participating in the local Trunk or Treat and interacting at local school events.
- We have continued to address growing traffic concerns within the Village. Recently a solar-powered speed indicator was placed on Benedict Avenue.
- This past year we were partners with our mental health professionals in rolling out the newly formed mental health crisis response team which assists officers on calls associated with those suffering from mental illness.
- With the return of special events in the Village, the Department was instrumental in providing a safe and secure environment for several local events (Halloween Parade, Main Street Fair and Fire Department Parade).
- Entered into a partnership with Westchester County Community Services/Domestic Violence in training all officers to utilize a Lethality Assessment Screening Tool in the course of all domestic violence calls.

## Looking Ahead: FY 2023-24

- This fiscal year the Department will be purchasing a police patrol motorcycle which the Department has not had in approximately 50 years. This vehicle will be instrumental in assisting with special details/events, traffic enforcement, patrolling areas not accessible by a car and providing a more open atmosphere to the community.
- The Department will also be purchasing its second hybrid patrol vehicle which will help the Department do its part in being environmentally conscious.
- The accreditation process is in its final stages with a goal of having it completed within the upcoming fiscal cycle.
- A new line item was added this year, reimbursable overtime. Residents should know that this line item, while listed as an expense does not have any impact on the tax levy. It is offset by a revenue line item which is funded by outside contractors who reimburse the Village for our officer's services.



## Police Department

### Department Description

The mission of the Tarrytown Police Department is to ensure the constitutional rights, peace, and safety of all persons; to protect and preserve property; to serve; and to maintain good order within the confines of the jurisdiction. As a public service provider it is our sworn duty to enforce enacted federal, state, and local laws in a fair and impartial manner. We strive to offer efficient, professional, and courteous response to all calls for service regardless of their nature or degree of urgency. In order to achieve our commitment, we recognize the need to be flexible and attentive to the concerns of the community and accept the responsibility for maintaining open communications with community agencies and their representatives.

In order to accomplish these goals, the budget provides for 34 full-time sworn officers, 2 civilian administrative assistants, 2 full-time parking enforcement officers and one part-time parking officer. The Department is a full-service Department, meaning we operate 24 hours a day 7 days a week. Last calendar year the Department handled over 12,000 calls for service.

The Police Department promotes public safety and provides services through different units within the organization:

### **Patrol/Field Services Division:**

The patrol/field services division is led by a Lieutenant. As is the case in police departments in general, the patrol division is the backbone of the organization. This division preserves the rights of citizens, maintains peace and order and promotes a community involved approach. It is comprised of (7) patrol sergeants and (20) patrol officers. One patrol officer is assigned to the Greenburgh Drug and Alcohol Task Force. This division is specifically responsible for initially handling all calls received for service, traffic enforcement (including parking), suppressing all levels of crimes including quality-of-life issues and providing a safe environment at both Village sponsored and non-sponsored events.

The patrol division also maintains the duties of emergency dispatching. They maintain our 911 call center, answer administrative phone calls and dispatch for all branches of emergency service (Fire, Police and EMS). We continue our partnership with the local schools to keep Tarrytown children safe, conducting intermittent, frequent checks and fostering a healthy relationship with staff and students.

**Administrative Division:** The Administrative Division is led by a Lieutenant who oversees three divisions. The Investigative/Detective Division is comprised of (3) detectives and the officer assigned to the Task Force who are directly supervised by (1) detective sergeant. This group investigates crimes and suspicious activity, gathers, secures and presents evidence for the successful prosecution of criminals, works with numerous other investigative agencies on a local, state and federal level to investigate and prosecute criminal conduct. A member assigned to this division, if not working, is available and on call 24 hours 7 days a week.



## Police Department

Traffic/Parking Division is also under the Administrative Division where they coordinate with the Department of Public Works in maintaining and installing parking signs and other control devices. There are also (2) full-time and (1) part-time parking officer tasked with enforcing Village and State parking regulations. The parking enforcement officers are also vital to assisting patrol officers at designated school crossing zones.

Training is also under the control of the Administrative Division. This past fiscal year the department conducted just over 2,500 hours of training for its members. This current cycle the goal is to continue our training goals in required areas such as but not limited to; firearms, first aid, mental health, legal updates and duty to intervene training. In addition, we have committed to incorporating contemporary topics into our training regimen including: anti-bias in policing, implicit bias and procedural justice.

**Staff Services Division:** This division is fairly new to the department and was created originally to handle new Discovery Laws enacted by the State Legislature. This division is headed by a Lieutenant who works in conjunction with both the patrol and administrative divisions. This Lieutenant coordinates the department's efforts to meet all guidelines associated with NYS discovery mandates, facilitates our body worn camera program and serves as support for both other Lieutenants.

This division is also tasked with acting as the department's accreditation manager. We are currently in the process of receiving NYS Accreditation status which translates into the Department being in compliance with over 110 standards set by New York State. Once accredited this division will oversee, on a daily basis, that we remain compliant with all applicable standards. In conjunction with this process staff services maintains the general orders and rules and regulations of the Department. We have recently digitized this process allowing officers to easily refer to standards and rules set by the department.

Lastly, this division also directly participates in all internal affairs investigations as directed by the Chief of Police.

**Administrative Assistants:** The Department is staffed with (2) full-time civilians, a senior officer assistant for police department and office assistant. The tasks performed by these individuals are numerous and include such responsibilities as: alarm permits/billing, processing accounts payable, coordinating the archiving of records, processing arrest paperwork, freedom of information requests, domestic and accident report coordination with NYS and liaison to our record management system vendor.



## Fire Department

Rick Tucci, Fire Chief

rtucci@tarrytownny.gov, (914) 631-7066

FIRE DEPARTMENT	3410	FIRE DEPARTMENT	ACTUAL EXPENDED	ADOPTED BUDGET	TENTATIVE BUDGET	AMOUNT	PERCENT
			2021-2022	2022-2023	2023-2024	CHANGE	CHANGE
			\$676,473	\$663,250	\$676,750	\$13,500	2.04%

### Highlights FY 2022-23

- The Department responded to 642 calls for service in 2022 which included responses to fires, to medical incidents, and other types of service calls.
- The Department hosted the FASNY Annual Convention and Parade in August 2022 which brought 45 departments from across the state to Tarrytown.
- A kitchen renovation at Riverside Hose Engine 80 was completed.
- LED lighting was installed at Main Street Fire House.
- The apron for the curb at Main Street Firehouse was awarded and will be replaced when the weather permits.
- The roof at Main Street was approved to be replaced this coming year.
- The Department replaced 20 air bottle cylinders.
- The Department acquired a new Chief's vehicle as part of the regular rotation of vehicle replacement.
- A new fence was installed at engine 77.
- The Department acquired a Fit Tester to ensure the proper fit for protective face masks for firefighters. The equipment was funded by a grant award from the Assistance to Firefighters program, which will also fund the installation of new washer/dryers for two companies, and an exhaust system for Washington engine, These improvements protect firefighters from the carcinogenic risks they face in the course of their firefighting duties.

### Looking Ahead: FY 2023-24

- The Fire Department budget remains modest with necessary increases for emergency and safety equipment replacement and increased fuel costs.
- Inflationary costs have impacted replacement parts and basic equipment needs as well, with many replacement needs coming due in the next year.
- The Village will be working with the Fire Department to extend the docks for the Fireboat, for which operations are impaired at low tide due to the silting of the river.
- The Village and the Fire Department will continue to repair and upgrade fire houses as needed, working off of an inventory of identified needs.



## Fire Department

### Department Description

The all-volunteer Tarrytown Fire Department has provided residents of the Village of Tarrytown with fire protection for over 150 years. The Fire Department responds to the community's needs by providing professional services that are crucial to the safety, health, and welfare of the community. This is accomplished through fire suppression, fire prevention, and public education.

The Tarrytown Fire Department is in Battalion 14 which includes, Hastings, Dobbs Ferry, Ardsley, Irvington, Elmsford, Fairview, and Hartsdale Fire departments. Tarrytown is the second largest volunteer fire department in the county.

The Tarrytown Fire Department operates with 1 Ladder truck, ladder 37, 1 Tower ladder, TL78 four Engines E-76, 77, 79 & 80, two Utility Trucks, UT 61, and UT 148. 3 Chief's Vehicles 2461, 2462 & 2463, one Fire Boat, Marine 5 and two small rubber boats Marine 31 and the "Lake boat" which can only be used in the lakes. The department responds on average to 700 emergency calls a year.

There are six (6) volunteer fire companies, Conqueror Hook & Ladder ladder 37 located at Main Street, Phenix Hose engine 76 located on Central Ave., Consolidated Engine, engine 77 located on Sheldon Ave., Washington Engine tower Ladder 78 located on Rt. 119, Hope Hose engine 79 located at Main street and Riverside Hose engine 80 located at the bottom of Franklin Street. The companies operate out of five (5) fire stations with over 200 volunteers.

The Tarrytown Fire Department is a very well-trained department taking numerous courses and hands on training some examples are, Live Burns, Ladder Operations, Ice Water Rescue, Vehicle Extrication, Metro North, First Aid and CPR, Officer Development, Elevator Rescue, Low Angle Rope Rescue and many more. The department has trained for over 1,200 hours since April of 2021.

The Department also provides the community with fire prevention to the schools and daycare centers within the village. The Department also reaches the Village residents at the Duck Derby and the Main Street fair. This year on August 13, 2022 the Tarrytown Fire Department will be hosting the 150th anniversary of the Fireman's Association State of New York (FASNY) parade. This department was asked by FASNY to host this event which is a great honor.

The Department covers a large area that is not just the Village of Tarrytown. We cover the New York State Thruway from the Yonkers toll booth to the opposite side of the Gov. Mario Cuomo Bridge. We also cover the Hudson river; Tarrytown is one of only a few departments that still have fire boats in the water. The Fire Department also provides help to the surrounding departments and within the County of Westchester, this past year we have gone to Millwood, Port Chester, and Mamaroneck along with the numerous calls to the surrounding villages.



# Village of Tarrytown

## Department of Public Works

Louis Martirano, Superintendent of Public Works

lmartirano@tarrytownny.gov, (914) 631-0356

		ACTUAL EXPENDED 2021-2022	ADOPTED BUDGET 2022-2023	TENTATIVE BUDGET 2023-2024	AMOUNT CHANGE	PERCENT CHANGE
DEPARTMENT OF PUBLIC WORKS	1640 CENTRAL GARAGE	\$421,803	\$387,498	\$462,238	\$74,740	19.29%
	5010 STREET ADMINISTRATION	\$137,875	\$144,264	\$140,608	-\$3,657	-2.53%
	5110 STREET MAINTENANCE	\$1,202,107	\$1,194,818	\$1,381,015	\$186,197	15.58%
	5142 SNOW REMOVAL	\$206,046	\$224,500	\$231,500	\$7,000	3.12%
	5182 STREET LIGHT	\$136,356	\$139,500	\$139,500	\$0	0.00%
	8160 REFUSE COLLECTION	\$881,580	\$833,432	\$927,965	\$94,533	11.34%
	8170 STREET CLEANING	\$104,120	\$115,352	\$122,990	\$7,638	6.62%
	8650 SHADE TREES	\$22,823	\$39,500	\$45,200	\$5,700	14.43%
	1900 WATER - SPECIAL ITEMS	\$60,954	\$72,104	\$76,730	\$4,626	6.42%
	8310 WATER ADMINISTRATION	\$456,386	\$513,662	\$525,849	\$12,186	2.37%
	8320 WATER - SOURCE OF SUPPLY	\$1,330,880	\$2,279,659	\$2,322,968	\$43,309	1.90%
	8330 PURIFICATION & FILTRATION	\$271,756	\$304,094	\$318,648	\$14,554	4.79%
	8340 TRANSMISSION AND DISTRIBUTION	\$244,417	\$317,258	\$409,391	\$92,133	29.04%
	8120 SANITARY SEWERS	\$176,237	\$220,677	\$237,970	\$17,293	7.84%
	<b>DEPARTMENT OF PUBLIC WORKS</b>		<b>\$5,653,340</b>	<b>\$6,786,319</b>	<b>\$7,342,571</b>	<b>\$556,252</b>

### Highlights FY 2022-23

- Resurfaced over 4 miles of roads (14 streets) in 2022, thanks in part to the Con Ed restoration as well as the multi-municipality contract funded by the State.
- Recycling has increased, as has Food Scrap Recycling, up 71 tons—from 65. Solid waste has decreased, down 3758 tons from 3983; E-waste has also decreased.
- The Department planted 100 trees in public spaces, and worked with the Tree Commission to ensure right tree, right place.

### Looking Ahead FY 2023-24

- The Department will be adding a new laborer to the Water Department to face the challenge of aging water infrastructure and the increasing need for frequent repair and replacement.
- In addition, repairs on water system facilities involve expenses that will be paid out of the General Fund.
- The Water Meter Replacement Project is a costly and involved project that will impact all water system customers. More information can be found on the Village Projects page of the tarrytownny.gov website.

### Department Description

The Department of Public Works (DPW) is responsible for the overall operation and maintenance of the Village's Sanitation, Water, Highway - and the Village fleet of vehicles. The Department employs thirty (30) people among all operating divisions.

Residents may call DPW to report problems regarding trees, sidewalks, street flooding, street lights and signs, leaf pick-up, snow plowing and road de-icing, storm drains and sanitary sewers, garbage pickup, recycling, rubbish and metal pickup. The village website allows for residents to provide requests.



## Department of Public Works

ADMINISTRATION is responsible for management of the Public Works operations, budget preparation & capital planning, file maintenance, payroll, invoice preparation, reviewing and issuing Street Opening permits and inspection and approval of work done. Administration is responsible for completing and filing annual waste and recycling reports with Westchester County and New York State. Administration reports complaints and follows through with utility companies (Con Ed, Metro North, Westchester County DPW, NYS DOT and NYS Thruway). Administration also oversees street paving projects, large drainage projects and sewer projects. One (1) part-time employee, the General Foreman and the Superintendent comprise the administration of the department.

CENTRAL GARAGE is responsible for the Village's fleet maintenance program, generator maintenance, parts inventory and vehicle inspection. The village currently has a fleet of over 100 vehicles including equipment. The Village has three employees in this division headed by a foreman and two mechanics.

HIGHWAY is responsible for maintenance of the Village roadway infrastructure encompassing 24.92 center-lane miles, street sweeping, snow removal, sidewalk repairs, tree maintenance and planting, fall leaf collection and weekly metal collection. The Highway Foreman oversees a staff of four (4) MEO's and eight (8) Laborers.

SANITATION is responsible for twice weekly residential garbage collection, once-a-week recycling collection, bulk waste pick-up and yard waste collection. The village also services commercial and multi-dwelling buildings. The Sanitation division includes one (1) Foreman, 2 MEO's and 4 Laborers.

SEWER is responsible for maintenance of sanitary and storm sewers and overseeing contractors inspecting and repairing sewer lines and other appurtenances. This division is part of the Water Division.

SIGN division repairs/removes/replaces street signs, regulatory signage and painting of crosswalks, stop-bars, parking spaces, parking lots and handicapped spaces, and collection of parking meters all performed by one (1) employee.

WATER department is responsible for the village-owned water supply system including transmission and distribution, purification and filtration, and administration including billing. Four (4) employees are assigned to the municipal water system that serves approximately 2500 separate accounts averaging 1.7 million gallons of potable water per day which is treated and pumped into the system. The Water Fund accounts for the accumulation and payment for the purchase and delivery of water, which includes principal and interest payment on long-term debt for maintenance and operation of the water system, secured by the general taxing powers of the Village. Expenditures are made from the Water Fund and funded by water rents and user fees during each fiscal year to fund the purchase of water and debt service payments to offset that year's debt obligations.





Recreation Department

Dan Walczewski, Recreation Superintendent
jdwalczewski@tarrytownny.gov, (914) 631-8347

Table with columns: ACTUAL EXPENDED 2021-2022, ADOPTED BUDGET 2022-2023, TENTATIVE BUDGET 2023-2024, AMOUNT CHANGE, PERCENT CHANGE. Rows include RECREATION AND PARKS, RECREATION & PARKS, PROGRAM FOR AGING, YOUTH AGENCIES, CELEBRATIONS, SOCIAL SERVICE PROGRAMS, PUBLIC HEALTH, and a total row for RECREATION AND PARKS.

Highlights FY 2022-23

- Hired new Recreation Superintendent, Dan Walczewski following retirement of longtime Recreation Supervisor, Joe Arduino.
Added a Winter/Spring K-2 Basketball clinic, Spring 2022 Golf Clinic, and Seasonal Yoga Program in Fitness Center. Recreation Department will receive 20% of revenue generated by these programs.
Worked in partnership with Halloween Parade Committee on largest Halloween Parade to date which attracted an estimated 12,000 observers and participants.
Launched Tarrytown's first Dog Parade in conjunction with the Westminster Dog Show. As the Westminster Dog Show will not be returning to Tarrytown, the Dog Parade will take place after Labor Day at Pierson Park.
Purchased a Skate Shack which will double as a guard booth, and be housed at the Organic Waste site for Public Works Department use in warm weather months.
Purchased new umbrellas for pool this year. A new pool pump is also being installed in advance of the swim season, and the old pool pump is being refurbished for future use.

Looking Ahead: FY 2023-24

- In an effort to pay our seasonal staff more competitively due to a rising minimum wage, the Board of Trustees has approved a pay increase for camp and pool staff.
The Department will be hiring a Senior Recreation Leader to focus on new and improved programming, as the Department increases offerings for young children and families.
To improve summer camp offerings, the Department will be adding mini-camps following the conclusion of the regular day camp season.
The Celebrations budget increased to accommodate the need for a barge this year for the July 4 fireworks, as the site previously used is now occupied by the Edge on Hudson Development. The Village shares the cost with Sleepy Hollow.
Water consumption costs increased last year due to a pool leak, as well as frequent use of the Splash Pad. For FY 23-24, the camp will be located at the Washington Irving School, and the hours for the splash pad will be shortened.
More funds will be allocated for Senior programming in FY 23-24. Classes to be added include computer classes and game meetups.
Maintenance costs increase to keep up with repair and maintenance of aging facilities.
Continue to increase Fitness Center membership through promotion, and opportunity for new member orientation.



## Recreation Department

### Department Description

The Recreation Department is committed to bringing the Tarrytown community together through special event activities and a menu of recreational seasonal programming.

### **Regular Programming:**

- *Youth and Adult Sports:* Through partnerships with youth athletic leagues for soccer, baseball, softball and basketball, the Recreation Department supports youth and adult sports on Village fields at Lagana Park, Losee Field and the Lakes Field, as well as in collaboration with the School District for the use of their gymnasiums for winter basketball.
- *Seniors:* Senior Activities take place at the Senior Center located at 240 W Main Street adjacent to Pierson Park. With more than 300 members of the Senior Program, activities include exercise classes, bingo, movies, social events, computer classes, and a book club. The Senior Program also operates a Senior bus Monday to Friday to help with transportation for errands and doctor appointments.
- *Fitness Center Classes:* Instructors offer personal training sessions, yoga, Pilates and other exercise classes for Fitness Center members.
- *Camps:* Each summer the Department, in cooperation with Sleepy Hollow, operates day camps for tots, youth, and teens utilizing multiple Village and School District facilities.
- *Concert Series:* Thursday concerts at Pierson Park draw 300—400 people for 10 weeks in the Summer beginning in June. The Department also supports the Jazz Forum Arts concert series on Fridays at Pierson Park which draw between 400-500 people in July and August.

### **Seasonal Events:**

The Recreation Department organizes and hosts a range of annual events to bring the community together including:

Easter Egg Hunt	July 4th Concert	Trunk or Treat
Baseball/Softball kick-off event	Village-wide Tag Sale	5 K Pilgrim Run Race
TASH Farmers Markets	Halloween Parade	Holiday Tree Lighting
Blood Drives	Halloween Window Painting	Winter Market
	Scarecrow making	

### **Facilities:**

- **Fitness Center:** Located at 238 W. Main Street, the Fitness Center also houses the Recreation Department headquarters and is open Monday to Friday 6:00am to 9:00pm, Saturday 7:00am to 8:00pm and Sunday 7:00am to 4:00pm. 8 part-time employees help staff the registration desk on a weekly basis.
- **Pool:** Located behind the Fitness Center at 238 W. Main Street, membership to the pool runs for 14 weeks from Memorial Day to Labor Day and attracts between 1250 to 1400 members annually. 22 seasonal life guards are employed and led by a Pool Director.
- **Senior Center:** Located at 240 W. Main Street with regular hours Monday to Friday 8:30am – 4:00pm, the Senior Center hosts all Senior programming and is available to rent as an event space.
- **Kayak Storage:** The Department oversees reservations for 29 slips for kayak storage down at Losee Park.
- **Parks:** The Parks Department is charged with maintaining all park facilities, but the Recreation Department facilitates reservations in the parks for picnics and events.



# Village of Tarrytown

## Parks Department

Anthony Ross, Parks Foreman

[aross@tarrytownny.gov](mailto:aross@tarrytownny.gov), (914) 631-8347

### Highlights FY 2022-23

- Invasive weed remediation project at the Pierson Park Riverwalk
- Successful transplanting of 25 large caliper trees across 4 locations
- Completed softball and baseball programs at Losee field while maintaining excellent field conditions
- Continuing invasive weed and vine clearing in Wilson Park and Neperan Park
- Installation of three memorial benches in Tarrytown Parks

### Looking Ahead: FY 2023-24

- Fence project at Losee ball field
- Installation of laser to combat geese proliferation at Losee ballfield
- Replacement of rubber play surface at Pierson Park splash pad and playground
- Redesign and installation of Neperan Park butterfly garden
- Native plant installation at Sarah Michaels and Gracemere park
- Sinkhole remediation along Pierson Park Riverwalk
- Re-design and installation of specimen tree and native plants at West Main St. circle
- Additional drainage at Neperan Park to combat washout of pathway during heavy rain
- Harvesting of Curly Dock weed in upper lake
- Blue bird box project at Pierson Park, Wilson Park, Gracemere, and Lakes soccer field

### Department Description

The Parks Department is responsible for maintenance and care of the Village’s parklands and public spaces totaling approximately 57 acres in 13 parks. The Parks Department is also responsible for snow and ice control on 4.5 miles of Village-owned sidewalks. There is also an additional 3 miles of trails throughout the Village that require seasonal maintenance. Daily trash collection is done on the 110 trash and recycle cans across Tarrytown Parks.

The Parks Department is managed by a Parks Foreman who reports directly to the Village Administrator and is responsible for the overall operations of the department including deployment of personnel, procurement, budgeting and capital planning. He is assisted by three (3) full-time Parks Groundsmen with summer seasonal workers who help during the growing season.

The Parks and Recreation departments work closely in many facets. Parks Groundsmen prepare fields daily for the Village sponsored softball program which lasts approximately 4-5 months. We also help with preparation and staffing for Village sponsored events:

- |                   |                    |                        |
|-------------------|--------------------|------------------------|
| - Earth Day       | - 4th of July      | - Veterans Day         |
| - Duck Derby      | - Halloween parade | - TASH winter market   |
| - Memorial Day    | -Scarecrow making  | -Holiday tree lighting |
| - Easter Egg Hunt | - Trunk-or-Treat   |                        |



## Warner Library



Jessica Pacciotti, Library Director

jpacciotti@wlsmail.org, 914-631-7734

			ACTUAL EXPENDED 2021-2022	ADOPTED BUDGET 2022-2023	TENTATIVE BUDGET 2023-2024	AMOUNT CHANGE	PERCENT CHANGE
LIBRARY	7410	PUBLIC LIBRARY	\$1,122,868	\$1,318,379	\$1,362,027	\$43,648	3.31%

### Highlights FY 2022-23

- The library's lighting renovation on the main floor was completed.
- Sunday hours were restored.
- Fines are now eliminated for all late library materials.

### Looking Ahead: FY 2023-24

- The library will be hiring a part time cleaner to keep the library beautiful over the weekends.
- A lighting and HVAC update will take place in the children's room, providing better functionality and energy efficiency.
- Staff pay has been raised to better compensate our wonderful staff.

### Department Description

The Warner Library is here for every person in our communities to use. We provide free services that include lending of printed, audio, video and digital materials, technological help, research assistance, print services and meeting room space.

The library completes these services by purchasing books and other materials for lending, as well as providing professional programming for people of all ages. Programs include movie showings, story times, book discussions as well as other recreational and informative sessions on a variety of topics. Currently the library employees 9 full time employees and 17 part-time employees to bring these important programs.

In 2022-23 our goals include removing late fines, increasing library programming and hours back to pre-COVID levels and completing a renovation of the second floor lighting. Additionally, the library will be hiring professional staff back in order to reopen on Sundays in the Fall of 2022, and we are undergoing a strategic plan process.



General Government Support

		ACTUAL EXPENDED 2021-2022	ADOPTED BUDGET 2022-2023	TENTATIVE BUDGET 2023-2024	AMOUNT CHANGE	PERCENT CHANGE
GENERAL GOVERNMENT SUPPORT	1620 CENTRAL BUILDINGS	\$290,968	\$244,000	\$270,000	\$26,000	10.66%
	1660 CENTRAL STOREROOM	\$1,019	\$5,000	\$5,000	\$0	0.00%
	1670 CENTRAL PRINT & MAIL	\$52,596	\$45,000	\$45,000	\$0	0.00%
	1690 CENTRAL POWER	\$104,130	\$116,000	\$140,000	\$24,000	20.69%
	1910 INSURANCE	\$541,742	\$600,000	\$740,000	\$140,000	23.33%
	1920 ASSOCIATION DUES	\$22,289	\$12,500	\$28,000	\$15,500	124.00%
	1930 JUDGEMENT & CLAIMS	\$524,891	\$505,000	\$505,000	\$0	0.00%
	1950 TAXES & ASSESSMENT	\$36,137	\$50,000	\$50,000	\$0	0.00%
	1980 RESERVE FOR TAXES	\$38,071	\$36,000	\$36,000	\$0	0.00%
	1990 CONTINGENCY	\$0	\$530,000	\$377,341	-\$152,658	-28.80%
	5152 PANDEMIC RESPONDENCE	\$0		\$0	\$0	0.00%
	<b>GENERAL GOVERNMENT SUPPORT</b>		<b>\$1,611,843</b>	<b>\$2,143,500</b>	<b>\$2,196,341</b>	<b>\$52,842</b>

**Description**

General government support covers central operating costs, subscriptions, supplies, utilities, insurance and other expenses necessary to operate Village government operations. These operations are shared between multiple departments including the Treasurer's Department, the Administrator's office, the Clerk and others.

**Looking Ahead: FY 2023-24**

- Insurance premiums increase: Due to several accidents in FY 2022-23 and general inflationary cost increases, liability insurance premiums increased 23%.
- Energy prices increase municipal utility bills by 20.69%.
- Contractual costs will increase by \$26,000 in FY 2023-24 due to the adoption of new software programs designed to make government services more transparent and easier to access.



*EXPENDITURE DETAIL*

**Village of Tarrytown  
2021-2022  
Tentative Budget**

**EXPENDITURE SUMMARY**

<u>DEPARTMENT</u>		<u>ACTUAL EXPENDED 2021-2022</u>	<u>ADOPTED BUDGET 2022-2023</u>	<u>TENTATIVE BUDGET 2023-2024</u>	<u>AMOUNT CHANGE</u>	<u>PERCENT CHANGE</u>
<b><u>General Fund</u></b>						
1010	LEGISLATIVE BOARD	56,472	50,400	54,400	4,000	7.9%
1110	JUSTICE	359,511	354,557	430,836	76,279	21.5%
1210	MAYOR	7,828	6,300	6,300	0	0.0%
1230	ADMINISTRATOR	293,697	291,665	332,799	41,134	14.1%
1325	TREASURER	468,314	403,436	417,861	14,425	3.6%
1410	VILLAGE CLERK	119,120	122,900	127,257	4,357	3.5%
1420	VILLAGE ATTORNEY	176,781	202,000	202,000	0	0.0%
1440	ENGINEER	155,318	209,532	230,337	20,805	9.9%
1620	CENTRAL BUILDINGS	290,968	244,000	270,000	26,000	10.7%
1640	CENTRAL GARAGE	421,803	387,498	462,238	74,740	19.3%
1660	CENTRAL STOREROOM	1,019	5,000	5,000	0	0.0%
1670	CENTRAL PRINT & MAIL	52,596	45,000	45,000	0	0.0%
1690	CENTRAL POWER	104,130	116,000	140,000	24,000	20.7%
1910	INSURANCE	541,742	600,000	740,000	140,000	23.3%
1920	ASSOCIATION DUES	22,289	12,500	28,000	15,500	124.0%
1930	JUDGEMENT & CLAIMS	524,891	505,000	505,000	0	0.0%
1950	TAXES & ASSESSMENT	36,137	50,000	50,000	0	0.0%
1980	RESERVE FOR TAXES	38,071	36,000	36,000	0	0.0%
1990	CONTINGENCY	0	530,000	377,341	(152,659)	(28.8%)
3120	POLICE DEPARTMENT	5,438,782	5,950,404	6,057,682	107,278	1.8%
3150	JAIL	1,745	3,250	3,250	0	0.0%
3310	PARKING	146,915	188,832	195,473	6,641	3.5%
3410	FIRE DEPARTMENT	676,473	663,250	676,750	13,500	2.0%
3620	SAFETY INSPECTION	326,021	405,105	383,414	(21,691)	(5.4%)
4010	PUBLIC HEALTH	6,800	8,000	8,000	0	0.0%
4020	REGISTRAR OF VITAL STATISTICS	5,130	5,000	4,500	(500)	(10.0%)
4,540	AMBULANCE	0	0	120,000	120,000	100.0%
5010	STREET ADMINISTRATION	137,875	144,264	140,608	(3,656)	(2.5%)
5110	STREET MAINTENANCE	1,202,107	1,194,818	1,381,015	186,197	15.6%
5142	SNOW REMOVAL	206,046	224,500	231,500	7,000	3.1%
5152	PANDEMIC RESPONDENCE	0				
5182	STREET LIGHT	136,356	139,500	139,500	0	0.0%

**Village of Tarrytown  
2021-2022  
Tentative Budget**

**EXPENDITURE SUMMARY**

<u>DEPARTMENT</u>	<u>ACTUAL EXPENDED 2021-2022</u>	<u>ADOPTED BUDGET 2022-2023</u>	<u>TENTATIVE BUDGET 2023-2024</u>	<u>AMOUNT CHANGE</u>	<u>PERCENT CHANGE</u>
<b>General Fund (Cont'd)</b>					
6772 PROGRAM FOR AGING	52,690	69,108	67,000	(2,108)	(3.1%)
7140 RECREATION & PARKS	1,403,145	1,381,384	1,525,625	144,241	10.4%
7310 YOUTH AGENCIES	0	1,500	1,500	0	0.0%
7550 CELEBRATIONS	17,073	20,812	29,000	8,188	39.3%
7989 SOCIAL SERVICE PROGRAMS	28,900	28,900	28,900	0	0.0%
8020 PLANNING BOARD	190	15,000	10,000	(5,000)	0.0%
8160 REFUSE COLLECTION	881,580	833,432	927,965	94,533	11.3%
8170 STREET CLEANING	104,120	115,352	122,990	7,638	6.6%
8650 SHADE TREES	22,823	39,500	45,200	5,700	14.4%
8661 TENANT PROTECTION	7,266	6,500	6,500	0	0.0%
9000 EMPLOYEE BENEFITS	7,428,348	7,463,841	8,093,222	629,381	8.4%
9700 DEBT SERVICE	3,369,856	3,443,445	3,873,491	430,046	12.5%
9550 INTERFUND TRANSFERS	878,504	1,101,979	1,124,420	22,441	2.0%
Total General Fund	<u><u>26,149,431</u></u>	<u><u>27,619,464</u></u>	<u><u>29,657,874</u></u>	<u><u>2,038,409</u></u>	<u><u>7.38%</u></u>



**Village of Tarrytown  
2021-2022  
Tentative Budget**

**EXPENDITURE SUMMARY**

<u>DEPARTMENT</u>		<u>ACTUAL EXPENDED 2021-2022</u>	<u>ADOPTED BUDGET 2022-2023</u>	<u>TENTATIVE BUDGET 2023-2024</u>	<u>AMOUNT CHANGE</u>	<u>PERCENT CHANGE</u>
<b><u>Library Fund</u></b>						
7410	PUBLIC LIBRARY	1,122,868	1,318,379	1,362,027	43,648	3.3%
9000	EMPLOYEE BENEFITS	441,923	456,538	462,465	<b>5,927</b>	1.3%
9700	DEBT SERVICE	97,685	68,203	69,755	1,552	2.3%
	Total Library Fund	<b><u>1,662,476</u></b>	<b><u>1,843,120</u></b>	<b><u>1,894,248</u></b>	<b><u>51,127</u></b>	<b>2.77%</b>

**Village of Tarrytown  
2021-2022  
Tentative Budget**

**EXPENDITURE SUMMARY**

<u>DEPARTMENT</u>	<u>ACTUAL EXPENDED 2021-2022</u>	<u>ADOPTED BUDGET 2022-2023</u>	<u>TENTATIVE BUDGET 2023-2024</u>	<u>AMOUNT CHANGE</u>	<u>PERCENT CHANGE</u>
<b><u>Water Fund</u></b>					
1900 SPECIAL ITEMS	60,954	72,104	76,730	4,626	6.4%
8310 WATER ADMINISTRATION	456,386	513,662	525,849	12,187	2.4%
8320 SOURCE OF SUPPLY	1,330,880	2,279,659	2,322,968	43,309	1.9%
8330 PURIFICATION & FILTRATION	271,756	304,094	318,648	14,554	4.8%
8340 TRANSMISSION AND DISTRIBUTION	244,417	317,258	409,391	92,133	29.0%
9000 EMPLOYEE BENEFITS	456,161	419,303	429,095	9,792	2.3%
9550 INTERFUND TRANSFERS	800,000	600,000	910,000	310,000	51.7%
9700 DEBT SERVICE	1,365,399	1,208,958	1,580,563	371,605	30.7%
Total Water Fund	<u><u>4,985,954</u></u>	<u><u>5,715,037</u></u>	<u><u>6,573,243</u></u>	<u><u>858,205</u></u>	<u><u>15.0%</u></u>
<b><u>Sewer Fund</u></b>					
8120 SANITARY SEWERS	176,237	220,677	237,970	17,293	7.8%
Total Sewer Fund	<u><u>176,237</u></u>	<u><u>220,677</u></u>	<u><u>237,970</u></u>	<u><u>17,293</u></u>	

**Village of Tarrytown  
2023 - 2024 Tentative Budget**

<b>LEGISLATIVE BOARD</b>		<b>ACTUAL</b>	<b>ADOPTED</b>	<b>TENTATIVE</b>	
<b>A-1010</b>		<b>EXPENDED</b>	<b>BUDGET</b>	<b>BUDGET</b>	
<u>ACCOUNT</u>		<u>2021-2022</u>	<u>2022-2023</u>	<u>2023-2024</u>	<u>DESCRIPTION</u>
101	Personal services	14,400	14,400	14,400	Annual salary of \$2,400 for each Trustee.
411	Advertising	20,006	16,000	20,000	Legal Ads, Classified Ads, Journal Ads
450	Misc Other	8,955	10,000	10,000	Subscriptions, Publications, Seminars and Website
451	Advisory Councils	13,111	10,000	10,000	Taping of various Board meetings & expenses
	Total Legislative Board	<b><u>56,472</u></b>	<b><u>50,400</u></b>	<b><u>54,400</u></b>	
<b>JUSTICE COURT</b>		<b>ACTUAL</b>	<b>ADOPTED</b>	<b>TENTATIVE</b>	
<b>A-1110</b>		<b>EXPENDED</b>	<b>BUDGET</b>	<b>BUDGET</b>	
<u>ACCOUNT</u>		<u>2021-2022</u>	<u>2022-2023</u>	<u>2023-2024</u>	<u>DESCRIPTION</u>
101	Personal services	230,776	214,557	270,836	Salary of Justice, Acting Justice, Court Clerks
103	Overtime	6,771	1,000	8,000	Overtime
150	Court Security/Prosecutor	46,250	55,000	58,000	Security Personnel, prosecutor & translators
250	Equipment	339	0	0	Computer & office equipment.
409	Materials & Supplies	20,664	17,000	19,000	General office supplies; legal books
420	Contractual Services.	7,665	12,000	15,000	Contractual services - stenographer etc
430	Data Processing	47,046	55,000	60,000	Computer costs for court collections
450	Misc Other	0	0	0	Misc. expenses
	Total Justice Court	<b><u>359,511</u></b>	<b><u>354,557</u></b>	<b><u>430,836</u></b>	0

**Village of Tarrytown  
2023 - 2024 Tentative Budget**

<b>MAYOR A-1210 ACCOUNT</b>		<b>ACTUAL EXPENDED 2021-2022</b>	<b>ADOPTED BUDGET 2022-2023</b>	<b>TENTATIVE BUDGET 2023-2024</b>	
101	Personal services	4,800	4,800	4,800	Annual salary for Mayor.
450	Misc Other	3,028	1,500	1,500	Association dues & seminars
	Total Mayor	<b>7,828</b>	<b>6,300</b>	<b>6,300</b>	
<b>MUNICIPAL EXECUTIVE A-1230 ACCOUNT</b>		<b>ACTUAL EXPENDED 2021-2022</b>	<b>ADOPTED BUDGET 2022-2023</b>	<b>TENTATIVE BUDGET 2023-2024</b>	<b>DESCRIPTION</b>
101	Personal services	249,081	241,602	244,736	Administrators dept. salaries - General Fund
150	Admin.Asst. p/t	37,823	36,563	36,563	Administrators assistant
420	Contractual	192	7,500	43,500	Grant writer & other consultants
450	Misc Other	6,601	6,000	8,000	Subscriptions, association dues & seminars
	Total Municipal Executive	<b>293,697</b>	<b>291,665</b>	<b>332,799</b>	
<b>TREASURER A-1325 ACCOUNT</b>		<b>ACTUAL EXPENDED 2021-2022</b>	<b>ADOPTED BUDGET 2022-2023</b>	<b>TENTATIVE BUDGET 2023-2024</b>	<b>DESCRIPTION</b>
101	Personal services	437,821	379,186	386,736	Treasurer's office salaries - General Fund
103	Overtime	1,954	500	500	Overtime
409	Materials and supplies	54	2,000	2,000	Office supplies. & materials
415	Auditor	28,095	16,000	21,625	55% PFK OD, 2100 actuarial
430	Data Processing	195	5,000	5,000	Computer expenses
450	Misc. Other	195	750	2,000	Subscriptions, association dues ,seminars
	Total Treasurer	<b>468,314</b>	<b>403,436</b>	<b>417,861</b>	

**Village of Tarrytown  
2023 - 2024 Tentative Budget**

<b>VILLAGE CLERK</b>		ACTUAL	ADOPTED	TENTATIVE	
<b>A 1410</b>		EXPENDED	BUDGET	BUDGET	
<u>ACCOUNT</u>		<u>2021-2022</u>	<u>2022-2023</u>	<u>2023-2024</u>	<u>DESCRIPTION</u>
101	Personal Services	106,202	111,900	115,257	Salary of Village Clerk
404	Telephone	0	500	500	
409	Materials & Supplies	12,918	9,000	9,500	Office supplies for records
450	Misc. Other	0	1,500	2,000	Misc. expenses
	Total Village Clerk	<u><b>119,120</b></u>	<u><b>122,900</b></u>	<u><b>127,257</b></u>	
<b>VILLAGE ATTORNEY</b>		ACTUAL	ADOPTED	TENTATIVE	
<b>A 1420</b>		EXPENDED	BUDGET	BUDGET	
<u>ACCOUNT</u>		<u>2021-2022</u>	<u>2022-2023</u>	<u>2023-2024</u>	
150	Personal Services	174,771	200,000	200,000	General legal, labor counsel and litigation
450	Misc. Other	2,010	2,000	2,000	General office supplies; legal books
	Total Village Attorney	<u><b>176,781</b></u>	<u><b>202,000</b></u>	<u><b>202,000</b></u>	

**Village of Tarrytown  
2023 - 2024 Tentative Budget**

<b>ENGINEER A-1440</b>		ACTUAL	ADOPTED	TENTATIVE	
<b>ACCOUNT</b>		EXPENDED	BUDGET	BUDGET	<b>DESCRIPTION</b>
		<u>2021-2022</u>	<u>2022-2023</u>	<u>2023-2024</u>	
101	Engineer	135,019	181,382	197,187	Engineer/Asst. Engineer/staff
103	Overtime	3,896	6,000	6,000	Overtime
250	New Equipment	0	4,000	4,000	New Equipment
404	Telephone	375	950	950	Telephone
409	Materials & Supplies	999	2,200	2,200	Blueprints, plans etc.
420	Contractual Services.	15,029	15,000	20,000	Outside engineering fees
450	Misc. other	0	0	0	Misc exp
Total Engineer		<b><u>155,318</u></b>	<b><u>209,532</u></b>	<b><u>230,337</u></b>	

<b>CENTRAL BUILDINGS A-1620</b>		ACTUAL	ADOPTED	TENTATIVE	
<b>ACCOUNT</b>		EXPENDED	BUDGET	BUDGET	<b>DESCRIPTION</b>
		<u>2021-2022</u>	<u>2022-2023</u>	<u>2023-2024</u>	
250	Equipment	120	6,000	6,000	Replacement of equipment.
403	Utilities	7,490	7,000	9,000	Gas & electric
404	Telephone	71,854	78,000	70,000	Telephone cost/repairs for all administrative depts.
405	Water	1,602	6,000	6,000	Water consumption
409	Materials & Supplies	22,457	16,000	16,000	Office supplies, VH blueprints
410	Building Maintenance	57,430	10,000	15,000	Maintenance & building repairs
420	Contractual	114,866	120,000	146,000	Service & maintenance contracts add cleargov
450	Misc. Other	15,149	1,000	2,000	Unplanned expenses & reimbursables
Total Village Hall		<b><u>290,968</u></b>	<b><u>244,000</u></b>	<b><u>270,000</u></b>	

**Village of Tarrytown  
2023 - 2024 Tentative Budget**

<b>CENTRAL GARAGE A-1640</b>		ACTUAL	ADOPTED	TENTATIVE	
<u>ACCOUNT</u>		EXPENDED	BUDGET	BUDGET	<u>DESCRIPTION</u>
		<u>2021-2022</u>	<u>2022-2023</u>	<u>2023-2024</u>	
101	Personal services	267,146	252,998	301,738	Salaries of garage mechanics
103	Overtime	5,598	6,000	10,000	Overtime
250	New Equipment	0	5,000	5,000	New equipment for garage
402	Power	20,789	20,000	24,000	Electricity
403	Utilities	40,221	26,000	38,000	Gas & water
404	Telephone	5,046	4,500	4,500	Telephones for village garage
405	Water	0	2,000	2,000	Water consumption
407	Equipment Repair	16,081	6,000	6,000	Equipment Repair
409	Materials & supplies	40,893	30,000	33,000	Vehicles repair supplies
409.1	Small Tools	1,497	4,000	4,000	Small tools
410	Building Maintenance	24,532	27,000	30,000	DPW building repair and maintenance
420	Contractual	0	4,000	4,000	Recurring contractual expenses
450	Misc. Other	0	0	0	Misc. expenses
	Total Central Garage	<u>421,803</u>	<u>387,498</u>	<u>462,238</u>	

**Village of Tarrytown  
2023 - 2024 Tentative Budget**

<b>CENTRAL STOREROOM</b>		ACTUAL	ADOPTED	TENTATIVE	
<b>A-1660</b>		EXPENDED	BUDGET	BUDGET	
<u>ACCOUNT</u>		<u>2021-2022</u>	<u>2022-2023</u>	<u>2023-2024</u>	<u>DESCRIPTION</u>
409	Materials & Supplies	1,019	5,000	5,000	Printing & office supplies
	Total Central Storeroom	<u><u>1,019</u></u>	<u><u>5,000</u></u>	<u><u>5,000</u></u>	

<b>CENTRAL PRINT &amp; MAIL</b>		ACTUAL	ADOPTED	TENTATIVE	
<b>A-1670</b>		EXPENDED	BUDGET	BUDGET	
<u>ACCOUNT</u>		<u>2021-2022</u>	<u>2022-2023</u>	<u>2023-2024</u>	<u>DESCRIPTION</u>
401	Rental	34,435	28,000	28,000	Equipment & postage machine rental
409	Materials & Supplies	18,161	17,000	17,000	Postage, printing, permits, photo services
	Total Central Print & Mail	<u><u>52,596</u></u>	<u><u>45,000</u></u>	<u><u>45,000</u></u>	

<b>CENTRAL POWER</b>		ACTUAL	ADOPTED	TENTATIVE	
<b>A-1690</b>		EXPENDED	BUDGET	BUDGET	
<u>ACCOUNT</u>		<u>2021-2022</u>	<u>2022-2023</u>	<u>2023-2024</u>	<u>DESCRIPTION</u>
450	Central Power	104,130	116,000	140,000	Energy from NY Power Authority
	Total Central Power	<u><u>104,130</u></u>	<u><u>116,000</u></u>	<u><u>140,000</u></u>	

<b>INSURANCE</b>		ACTUAL	ADOPTED	TENTATIVE	
<b>A-1910</b>		EXPENDED	BUDGET	BUDGET	
<u>ACCOUNT</u>		<u>2021-2022</u>	<u>2022-2023</u>	<u>2023-2024</u>	<u>DESCRIPTION</u>
450	Insurance	541,742	600,000	740,000	Business insurance premiums
	Total Insurance	<u><u>541,742</u></u>	<u><u>600,000</u></u>	<u><u>740,000</u></u>	



**Village of Tarrytown  
2023 - 2024 Tentative Budget**

<b>ASSOCIATION DUES</b>		ACTUAL	ADOPTED	TENTATIVE	
<b>A-1920</b>		EXPENDED	BUDGET	BUDGET	
<u>ACCOUNT</u>		<u>2021-2022</u>	<u>2022-2023</u>	<u>2023-2024</u>	<u>DESCRIPTION</u>
450	Municipal Dues	22,289	12,500	28,000	Professional association memberships
	Total Municipal Dues	<u>22,289</u>	<u>12,500</u>	<u>28,000</u>	
<b>JUDGEMENT &amp; CLAIMS</b>		ACTUAL	ADOPTED	TENTATIVE	
<b>A-1930</b>		EXPENDED	BUDGET	BUDGET	
<u>ACCOUNT</u>		<u>2021-2022</u>	<u>2022-2023</u>	<u>2023-2024</u>	<u>DESCRIPTION</u>
450	Judgement & Claims	524,891	505,000	505,000	Settlements, judgments & certioraris
	Total Judgment & Claims	<u>524,891</u>	<u>505,000</u>	<u>505,000</u>	
<b>TAXES &amp; ASSESSMENTS</b>		ACTUAL	ADOPTED	TENTATIVE	
<b>A-1950</b>		EXPENDED	BUDGET	BUDGET	
<u>ACCOUNT</u>		<u>2021-2022</u>	<u>2022-2023</u>	<u>2023-2024</u>	<u>DESCRIPTION</u>
450	Taxes & Assessments	36,137	50,000	50,000	Taxes due - Greenburgh, Mt Pleasant
	Total Taxes & Assessments	<u>36,137</u>	<u>50,000</u>	<u>50,000</u>	
<b>RESERVE FOR TAXES</b>		ACTUAL	ADOPTED	TENTATIVE	
<b>A-1980</b>		EXPENDED	BUDGET	BUDGET	
<u>ACCOUNT</u>		<u>2021-2022</u>	<u>2022-2023</u>	<u>2023-2024</u>	<u>DESCRIPTION</u>
400	MTA Tax	38,071	36,000	36,000	MTA commuter tax
	Total Reserve for Taxes	<u>38,071</u>	<u>36,000</u>	<u>36,000</u>	
<b>CONTINGENT ACCOUNT</b>		ACTUAL	ADOPTED	TENTATIVE	
<b>A-1990</b>		EXPENDED	BUDGET	BUDGET	
<u>ACCOUNT</u>		<u>2021-2022</u>	<u>2022-2023</u>	<u>2023-2024</u>	<u>DESCRIPTION</u>
450	Contingent Account	0	530,000	377,341	Emergency & unplanned expenses
	Total Contingent	<u>0</u>	<u>530,000</u>	<u>377,341</u>	

**Village of Tarrytown  
2023 - 2024 Tentative Budget**

<b>POLICE A-3120 ACCOUNT</b>	ACTUAL EXPENDED <u>2021-2022</u>	ADOPTED BUDGET <u>2022-2023</u>	TENTATIVE BUDGET <u>2023-2024</u>	<u>DESCRIPTION</u>
101 Personal Services	4,664,050	4,587,756	4,645,500	Salaries for chief, lieut., detectives, sgts, and
111 Longevity	59,956	79,508	76,500	Contractual payments for longevity
102 Holiday Pay	256,737	306,000	275,000	Contractual payments for working on holidays
103 Overtime/Comp time	(65,763)	290,000	290,000	Contractual payments for overtime
103.1 Side Job Overtime	0	0	25,000	Reimbursable Overtime to SideJobs
150 Misc Personal Service	146,134	139,030	153,482	Salaries for CSEA personnel /part time
250 New Equipment	10,236	127,000	127,000	Computer, law enforcement equipment & vehicles
403 Utilities	13,854	12,000	14,000	Gas & electric
404 Telephone	37,990	48,000	45,000	Telephone account for police department
405 Water	394	500	500	Water consumption (old pd)
406 Gas & Oil	34,692	42,000	48,500	Fuel consumption
407 Auto Expense	24,019	28,000	28,000	Auto vehicle repairs
408 Radio Maintenance	4,726	6,000	16,600	Radio maintenance on police equipment
409 Materials & Supplies	14,322	18,500	20,000	Computer, photography, intoxicillzers & general
410 Building Maintenance	16,249	15,000	15,000	General repairs
416 Uniforms	50,788	65,500	68,000	Contractual expenses for all uniformed personnel
417 Training	28,134	36,000	36,000	Educational supplies & school courses
420 Contractual	142,224	148,610	172,600	Computer maintenance & service agreements
450 Misc. Other	40	1,000	1,000	Subscriptions, dues, seminars and reimbursables
<b>Total Police</b>	<b><u>5,438,782</u></b>	<b><u>5,950,404</u></b>	<b><u>6,057,682</u></b>	

**Village of Tarrytown  
2023 - 2024 Tentative Budget**

<b>JAIL</b>		ACTUAL	ADOPTED	TENTATIVE	
<b>A-3150</b>		EXPENDED	BUDGET	BUDGET	
<u>ACCOUNT</u>		<u>2021-2022</u>	<u>2022-2023</u>	<u>2023-2024</u>	<u>DESCRIPTION</u>
150	Personal Services	0	500	500	Staffing expenses
409	Materials and supplies	1,745	2,500	2,500	General expenses including prisoner costs
450	Contractual Services	0	250	250	Contractual payments for assignments to jail duty
	Total Jail	<u>1,745</u>	<u>3,250</u>	<u>3,250</u>	
<b>TRAFFIC &amp; PARKING</b>		ACTUAL	ADOPTED	TENTATIVE	
<b>A-3310</b>		EXPENDED	BUDGET	BUDGET	
<u>ACCOUNT</u>		<u>2021-2022</u>	<u>2022-2023</u>	<u>2023-2024</u>	<u>DESCRIPTION</u>
101	Personal Services	119,381	136,882	148,273	Parking enforcement officers & crossing guards
103	Overtime	5,404	9,000	9,000	Overtime
250	New Equipment	3,250	9,000	9,000	Parking summonses, chalk & bags
401	Rental	0	0	0	Rental of parking lots (Citibank & Junior League)
404	Telephone	376	400	400	Telephone lines for coin machines
406	Gas and Oil	1,629	750	1,500	Gas & Oil
407	Auto Expense	0	1,500	1,500	Maintenance of traffic vehicles
407.1	Tires	0	800	800	Tires
407.2	Vehicle parts	0	0	0	Vehicle parts
409	Materials & Supplies	13,663	12,000	12,000	Traffic & parking materials & supplies
410	Maintenance & Repair	3,212	12,000	12,000	Parking meter & equipment upkeep
420	Contractual	0	5,000	0	eliminate this line per chief
450	Misc. Other	0	1,500	1,000	Unplanned expenses for parking enforcement
	Total Traffic & Parking	<u>146,915</u>	<u>188,832</u>	<u>195,473</u>	

**Village of Tarrytown  
2023 - 2024 Tentative Budget**

<b>FIRE DEPARTMENT A-3410</b>		ACTUAL	ADOPTED	TENTATIVE	
<u>ACCOUNT</u>		EXPENDED	BUDGET	BUDGET	<u>DESCRIPTION</u>
		<u>2021-2022</u>	<u>2022-2023</u>	<u>2023-2024</u>	
150	Personal Services	30,881	37,000	37,000	Snow watch emergencies and physicals
202	Equipment - Personal safety	31,067	40,000	40,000	Purchase of fire safety equipment- department
203	New Hose	2,377	2,500	2,500	Stock rotation of fire hose
250	New Equipment	93,886	90,000	95,000	Emergency & safety equip. for firehouses &
403	Utilities	94,840	83,000	95,000	Gas & electric
404	Telephone	8,919	10,000	10,000	Department & chief's phones
405	Water	2,032	3,000	3,000	Water consumption at firehouses
406	Gas, Diesel & Oil	17,092	19,000	21,000	Vehicle fuel consumption
407	Apparatus/Equipment Maintenan	126,971	104,500	107,000	Painting & fire engine upkeep
408	Radio Maintenance	24,488	16,000	16,000	Radio maintenance on fire dispatch
409	Materials & Supplies	23,279	22,000	22,000	General supplies including office & fire safety
410	Building Maintenance	54,426	54,000	54,000	Repairs & general services
414	Fire Dept Fund	96,250	102,750	92,750	Glenville Fire Contract percentage to companies
416	Fire Safety Gear	0	13,000	15,000	Fire Safety Gear/Bunker Gear
417	Training	23,807	25,000	25,000	Departmental training programs & instructors
418	Fire Alarm System	200	1,000	1,000	Annual system maintenance
420	Contractual	21,380	17,000	17,000	Outside vendor contracts
450	Misc. Other	12,678	7,500	7,500	Stipends, general expenses
450.1	Inspection dinner	11,900	16,000	16,000	Inspection dinner
	<b>Total Fire Department</b>	<b><u>676,473</u></b>	<b><u>663,250</u></b>	<b><u>676,750</u></b>	

**Village of Tarrytown  
2023 - 2024 Tentative Budget**

<b>SAFETY INSPECTION</b>		ACTUAL	ADOPTED	TENTATIVE	
<b>A-3620</b>		EXPENDED	BUDGET	BUDGET	
<u>ACCOUNT</u>		<u>2021-2022</u>	<u>2022-2023</u>	<u>2023-2024</u>	<u>DESCRIPTION</u>
101	Personal Services	285,591	351,805	362,564	Salaries of Building Department
103	Overtime	2,756	4,000	4,000	Overtime
150	Part time	24,081	33,000	0	Code Enforcement Officer move to .101
250	New Equipment	0	1,300	1,300	New Permitting Software
404	Telephone	0	700	750	Telephone
409	Materials & Supplies	5,996	8,000	8,000	General office supplies
420	Contractual	6,412	2,500	3,000	Contractual services
450	Misc. Other	1,185	3,800	3,800	Professional memberships & publications
	Total Safety Inspection	<u><b>326,021</b></u>	<u><b>405,105</b></u>	<u><b>383,414</b></u>	
<b>PUBLIC HEALTH</b>		ACTUAL	ADOPTED	TENTATIVE	
<b>A-4010</b>		EXPENDED	BUDGET	BUDGET	
<u>ACCOUNT</u>		<u>2021-2022</u>	<u>2022-2023</u>	<u>2023-2024</u>	<u>DESCRIPTION</u>
450	Public Health	6,800	8,000	8,000	Neighborhood House <i>will there be a change from last year?</i>
	Total Public Health	<u><b>6,800</b></u>	<u><b>8,000</b></u>	<u><b>8,000</b></u>	
<b>REGISTRAR OF VITAL STATISTICS</b>		ACTUAL	ADOPTED	TENTATIVE	
<b>A-4020</b>		EXPENDED	BUDGET	BUDGET	
<u>ACCOUNT</u>		<u>2021-2022</u>	<u>2022-2023</u>	<u>2023-2024</u>	<u>DESCRIPTION</u>
150	Personal Services	5,130	5,000	4,500	Stipend for registrar services to Village Clerk
	Total Register of Vital Statistics	<u><b>5,130</b></u>	<u><b>5,000</b></u>	<u><b>4,500</b></u>	
<b>Volunteer Ambulance</b>		ACTUAL	ADOPTED	TENTATIVE	
<b>A-4450</b>		EXPENDED	BUDGET	BUDGET	
<u>ACCOUNT</u>		<u>2021-2022</u>	<u>2022-2023</u>	<u>2023-2024</u>	<u>DESCRIPTION</u>
420	Contractual	0	0	120,000	Contractual funding for TVAC
	Total Register of Vital Statistics	<u><b>0</b></u>	<u><b>0</b></u>	<u><b>120,000</b></u>	
<b>STREET ADMINISTRATION</b>		ACTUAL	ADOPTED	TENTATIVE	

**Village of Tarrytown  
2023 - 2024 Tentative Budget**

<b>A-5010</b>		EXPENDED	BUDGET	BUDGET	
<u>ACCOUNT</u>		<u>2021-2022</u>	<u>2022-2023</u>	<u>2023-2024</u>	<u>DESCRIPTION</u>
101	Personal Services	137,875	144,264	140,608	DPW Superintendent - General Fund
	Total Street Administration	<u>137,875</u>	<u>144,264</u>	<u>140,608</u>	

**Village of Tarrytown  
2023 - 2024 Tentative Budget**

<b>STREET MAINTENANCE A-5110 <u>ACCOUNT</u></b>		<b>ACTUAL EXPENDED <u>2021-2022</u></b>	<b>ADOPTED BUDGET <u>2022-2023</u></b>	<b>TENTATIVE BUDGET <u>2023-2024</u></b>	<b><u>DESCRIPTION</u></b>
101	Personal Services	947,283	963,118	1,098,315	Highway department staff
103	Overtime	47,453	23,000	34,000	Overtime
150	Part time	605	15,000	30,000	Seasonal staff
250	New Equipment	3,998	4,000	4,000	Replacement equipment for vehicles including plows
404	Telephone	1,126	1,200	1,200	Telephone
406.1	Gas & Oil	50,750	37,000	50,000	Vehicle fuel consumption - regular gas
406.2	Diesel	26,155	25,000	30,000	Vehicle fuel consumption - diesel
407	Equipment Maintenance	13,693	8,000	8,000	Routine repairs
407.1	Tires	3,066	8,000	8,000	Tires
407.2	Vehicle parts	20,799	20,000	20,000	Vehicle parts
408	Radio Maintenance	0	3,000	3,000	Highway department radio dispatch & repair
409	Materials & Supplies	31,985	26,000	31,000	Highway tools & supplies inc. concrete, asphalt,
409.1	Small tools	3,974	4,500	4,500	Small tools
409.2	Street repair materials	29,307	33,000	33,000	Materials for street maintenance
409.3	Sidewalk repaor materials	8,430	10,000	10,000	Sidewalk repair materials
409.4	Landscape Materials	2,898	5,000	5,000	Landscape materials
417	Training	1,884	3,000	3,000	Training for DPW
420	Contractual	7,249	4,000	6,000	Contractual Services
450	Misc. Other	1,450	2,000	2,000	Unplanned expenses & CDL testing
<b>Total Street Administration</b>		<b><u>1,202,107</u></b>	<b><u>1,194,818</u></b>	<b><u>1,381,015</u></b>	

**Village of Tarrytown  
2023 - 2024 Tentative Budget**

<b>SNOW REMOVAL</b>		ACTUAL	ADOPTED	TENTATIVE	
<b>A-5142</b>		EXPENDED	BUDGET	BUDGET	
<u>ACCOUNT</u>		<u>2021-2022</u>	<u>2022-2023</u>	<u>2023-2024</u>	<u>DESCRIPTION</u>
103	Personal Services Overtime	52,790	53,000	60,000	Overtime pay for snow removal operations.
250	New Equipment	13,376	10,000	10,000	New equipment
406	Gas and Oil	6,176	5,000	5,000	Gas
406.1	Diesel	6,398	5,000	5,000	Diesel fuel
407	Equipment Repair	9,816	10,000	10,000	Vehicle repairs
407.1	Tires	0	5,000	5,000	Tires
407.2	Vehicle parts	8,335	20,000	20,000	Vehicle parts
409	Materials & Supplies	108,993	115,000	115,000	Sand, salt and liquid calcium for snow removal
450	Misc	162	1,500	1,500	Unplanned misc expenses
	Total Snow Removal	<b>206,046</b>	<b>224,500</b>	<b>231,500</b>	
<b>PANDEMIC RESPONSE</b>		ACTUAL	ADOPTED	TENTATIVE	
<b>A.5152</b>		EXPENDED	BUDGET	BUDGET	
<u>ACCOUNT</u>		<u>2021-2022</u>	<u>2022-2023</u>	<u>2023-2024</u>	
250	New Equipment	0	0	0	
409	Materials & Supplies	0	0	0	
420	Contractual	0	0	0	
	Total Snow Removal	<b>0</b>	<b>0</b>	<b>0</b>	
<b>STREET LIGHTING</b>		ACTUAL	ADOPTED	TENTATIVE	
<b>A-5182</b>		EXPENDED	BUDGET	BUDGET	
<u>ACCOUNT</u>		<u>2021-2022</u>	<u>2022-2023</u>	<u>2023-2024</u>	<u>DESCRIPTION</u>
250	New Equipment	0	2,500	2,500	New Equipment
402	Electricity	88,443	100,000	100,000	Energy costs for all street lights
409	Materials & Supplies	21,896	15,000	15,000	Lights, ballasts & wires
420	Contractual	26,017	22,000	22,000	Street & traffic light maintenance contract
	Total Street Lighting	<b>136,356</b>	<b>139,500</b>	<b>139,500</b>	



**Village of Tarrytown  
2023 - 2024 Tentative Budget**

<b>PROGRAM FOR THE AGING A-6772</b>		ACTUAL	ADOPTED	TENTATIVE	
<u>ACCOUNT</u>		EXPENDED	BUDGET	BUDGET	<u>DESCRIPTION</u>
		<u>2021-2022</u>	<u>2022-2023</u>	<u>2023-2024</u>	
101	Personal Services	22,896	36,608	29,500	Nutrition program & senior bus staff
406	Gas & Oil	1,536	0	2,500	Vehicular maintenance repairs
407	Auto Expense	0	2,500	2,500	Vehicular maintenance repairs
409	Materials & supplies	0	1,000	500	Senior programs supplies
451	Tarrytown Seniors	28,258	29,000	32,000	Senior events
	Total Program for the Aging	<u><b>52,690</b></u>	<u><b>69,108</b></u>	<u><b>67,000</b></u>	

**Village of Tarrytown  
2023 - 2024 Tentative Budget**

<b>RECREATIONAL &amp; PLAYGROUNDS A-7140</b>		<b>ACTUAL</b>	<b>ADOPTED</b>	<b>TENTATIVE</b>	
<b><u>ACCOUNT</u></b>		<b><u>EXPENDED</u></b>	<b><u>BUDGET</u></b>	<b><u>BUDGET</u></b>	<b><u>DESCRIPTION</u></b>
		<b><u>2021-2022</u></b>	<b><u>2022-2023</u></b>	<b><u>2023-2024</u></b>	
101	Personal Services	180,109	147,192	230,566	Salaries for recreation & parks staff
103	Overtime	11,646	14,000	14,000	Overtime
121	Season Personal Services	1,024	14,000	6,000	Part time summer/seasonal
123	Skating Personal Services	3,041	2,000	2,000	Winter seasonal & skating program staff
124	Winter Personal Services	3,200	9,350	9,350	Winter programs, leagues & training clinics
125	Park Personal Services	15,250	17,200	17,200	Umpires & event staffing
250	New Equipment	10,785	5,000	5,000	New recreational equipment
403	Utilities	28,471	35,000	35,000	Gas & electric
404	Telephone	9,085	9,500	9,500	Departmental phones
405	Water	61,762	37,500	45,000	Water consumption
406	Gas & Oil	2,329	1,000	1,000	Gas & oil for vehicles
407	Auto Maintenance	0	1,500	1,500	Vehicular upkeep
409	Materials & Supplies	19,173	21,000	21,000	Office supplies, copier lease, medical supplies
410	Building Maintenance	20,110	19,000	29,000	Routine materials & supplies recreation/senior
420	Contractual	38,621	35,000	35,000	Contractual services
422	Summer Other	24,145	28,000	30,000	Summer events, concerts, programs, supplies
423	Ice Skating	0	500	500	Equipment & supplies for skating
424	Winter Other	13,619	15,000	17,500	Winter special events
<b>RECREATIONAL &amp; PLAYGROUNDS A-7140</b>		<b>ACTUAL</b>	<b>ADOPTED</b>	<b>TENTATIVE</b>	
<b><u>ACCOUNT</u></b>		<b><u>EXPENDED</u></b>	<b><u>BUDGET</u></b>	<b><u>BUDGET</u></b>	<b><u>DESCRIPTION</u></b>
		<b><u>2021-2022</u></b>	<b><u>2022-2023</u></b>	<b><u>2023-2024</u></b>	
450	Misc. Other	595	1,000	1,000	Miscellaneous expenses, dues
Total Recreational & Playgrounds		<b>442,965</b>	<b>412,742</b>	<b>510,116</b>	

**Village of Tarrytown  
2023 - 2024 Tentative Budget**

<b>PARKS A-7141 ACCOUNT</b>		<b>ACTUAL EXPENDED 2021-2022</b>	<b>ADOPTED BUDGET 2022-2023</b>	<b>TENTATIVE BUDGET 2023-2024</b>	<b>DESCRIPTION</b>
101	Personal Services	343,611	359,368	376,579	Salaries for recreation & parks staff
103	Overtime	72,858	60,000	63,000	Overtime
121	Season Personal Services	57,182	51,000	54,000	Part time summer/seasonal
123	Skating Personal Services	6,002	4,000	4,000	Winter seasonal & skating program staff
250	New Equipment	4,528	5,000	5,000	Equipment for & maintenance & recreational
404	Telephone	1,308	500	1,200	Departmental phones
405	Water	339	2,000	2,500	Water consumption Losee,Laguana & Soccer fields
406	Gas & Oil	5,690	4,500	5,000	Gas & oil for vehicles
406.1	Diesel	886	0	1,000	Gas & oil for vehicles
407	Equipment Repair	12,080	7,500	7,500	Vehicular upkeep
409	Materials & Supplies	8,915	5,000	6,200	Office supplies, copier lease, medical supplies
420	Contractual	19,350	30,000	32,000	Contractual services
421	Playgrounds	4,095	4,000	4,000	Playground equip. & maint.
423	Ice skating	92	1,000	1,000	Ice skatong maintenance
425	Parks	99,494	45,000	45,000	Park maintenance, landscaping
431	Facility Improvement	1,244	2,000	2,000	Non routine improvements & equipment upgrades
450	Misc. Other	287	1,200	1,200	Miscellaneous expenses, dues
	<b>Total Recreational &amp; Playgrounds</b>	<b>637,960</b>	<b>582,068</b>	<b>611,179</b>	

<b>RECREATIONAL CAMPS A-7240 ACCOUNT</b>		<b>ACTUAL EXPENDED 2021-2022</b>	<b>ADOPTED BUDGET 2022-2023</b>	<b>TENTATIVE BUDGET 2023-2024</b>	
122DC	Summer Personal - Day Camp	52,156	70,000	70,000	Summer day camp personnel
122TC	Summer Personal - Tot Camp	13,665	29,000	29,000	Summer tot camp personnel
422DC	Summer Other - Day Camp	10,712	25,000	25,000	Summer day camp expenses

**Village of Tarrytown  
2023 - 2024 Tentative Budget**

422TC	Summer Other - Tot Camp	250	2,300	2,300	Summer tot camp expenses
	Total Recreation Camps	<u>76,782</u>	<u>126,300</u>	<u>126,300</u>	
<b>POOL</b>		ACTUAL	ADOPTED	TENTATIVE	
<b>A-7241</b>		EXPENDED	BUDGET	BUDGET	
<b>ACCOUNT</b>		<u>2021-2022</u>	<u>2022-2023</u>	<u>2023-2024</u>	
101	Personal Services	27,519	19,954	23,710	Salaries for recreation & pool staff
103	Overtime	4,570	5,000	5,000	Pool & Rec center OT
150	Part time	100,000	105,000	112,000	Summer lifeguards , pool front desk
403	Utilities	0	0	0	Gas & electric
409	Materials & Supplies	13,955	25,000	30,000	Pool supplies & chemicals
410	Building Maintenance	0	4,500	4,500	Building upkeep
420	Contractual	23,035	15,000	17,500	Contractual obligations
	Total Rec & Pool Center	<u>169,079</u>	<u>174,454</u>	<u>192,710</u>	

**Village of Tarrytown  
2023 - 2024 Tentative Budget**

<b>FITNESS CENTER</b>		ACTUAL	ADOPTED	TENTATIVE	
<b>A-7242</b>		EXPENDED	BUDGET	BUDGET	
		<u>2021-2022</u>	<u>2022-2023</u>	<u>2023-2024</u>	
150	Part time	74,536	73,320	78,320	Part time front desk
250	New Equipment	0	7,000	0	New equipment (moved to Capital)
409	Materials & Supplies	0	0	0	Fitness Center supplies
420	Contractual	1,822	5,500	7,000	Contractual obligations
	Total Rec & Pool Center	<u><b>76,358</b></u>	<u><b>85,820</b></u>	<u><b>85,320</b></u>	
<b>YOUTH AGENCIES</b>		ACTUAL	ADOPTED	TENTATIVE	
<b>A-7310</b>		EXPENDED	BUDGET	BUDGET	
<u>ACCOUNT</u>		<u>2021-2022</u>	<u>2022-2023</u>	<u>2023-2024</u>	<u>DESCRIPTION</u>
450	Misc. Other	0	1,500	1,500	General expenses
	Total Youth Agencies	<u><b>0</b></u>	<u><b>1,500</b></u>	<u><b>1,500</b></u>	
<b>CELEBRATIONS</b>		ACTUAL	ADOPTED	TENTATIVE	
<b>A-7550</b>		EXPENDED	BUDGET	BUDGET	
<u>ACCOUNT</u>		<u>2021-2022</u>	<u>2022-2023</u>	<u>2023-2024</u>	<u>DESCRIPTION</u>
450	Misc Other	17,073	20,812	29,000	Village recreational events, fireworks <i>INCREASE IN FIREWORKS</i>
	Total Celebrations	<u><b>17,073</b></u>	<u><b>20,812</b></u>	<u><b>29,000</b></u>	
<b>SOCIAL SERVICE PROGRAMS</b>		ACTUAL	ADOPTED	TENTATIVE	
<b>A-7989</b>		EXPENDED	BUDGET	BUDGET	
<u>ACCOUNT</u>		<u>2021-2022</u>	<u>2022-2023</u>	<u>2023-2024</u>	<u>DESCRIPTION</u>
450	Social Service Programs	28,900	28,900	28,900	COC contribution
	Total Social Service Programs	<u><b>28,900</b></u>	<u><b>28,900</b></u>	<u><b>28,900</b></u>	

**Village of Tarrytown  
2023 - 2024 Tentative Budget**

<b>PLANNING BOARD A-8020</b>		ACTUAL	ADOPTED	TENTATIVE	
<u>ACCOUNT</u>		EXPENDED	BUDGET	BUDGET	<u>DESCRIPTION</u>
		<u>2021-2022</u>	<u>2022-2023</u>	<u>2023-2024</u>	
420	Contractual	0	10,000	7,000	Planning board consultant services
450	Misc. Other	190	5,000	3,000	Dues & meetings for Planning Board members
Total Planning Board		<b><u>190</u></b>	<b><u>15,000</u></b>	<b><u>10,000</u></b>	

<b>REFUSE COLLECTION AND DISPOSAL A-8160</b>		ACTUAL	ADOPTED	TENTATIVE	
<u>ACCOUNT</u>		EXPENDED	BUDGET	BUDGET	<u>DESCRIPTION</u>
		<u>2021-2022</u>	<u>2022-2023</u>	<u>2023-2024</u>	
101	Personal Services	537,141	526,932	596,465	Salaries for sanitation employees.
103	Overtime	11,525	8,000	11,000	Overtime
250	New Equipment	5,354	5,000	5,000	Sanitation tolls & protective gear
404	Telephone	831	1,500	1,500	Telephone
406	Gas & Oil	9,997	11,000	12,000	Gas & oil
406.1	Diesel	18,891	31,000	35,000	Diesel
407	Equipment Maintenance	3,645	14,000	14,000	Maintenance of sanitation vehicles
407.1	Tires	17,087	18,000	18,000	Tires
407.2	Vehicle Parts	36,337	25,000	30,000	Vehicle parts
409	Materials & Supplies	11,332	11,000	15,000	Light tools, litter baskets & other supplies
419	Dump Fees	229,440	182,000	190,000	Dumping fees at Westchester County transfer
450	Misc Fees	0	0	0	
Total Refuse Collection and Dispos		<b><u>881,580</u></b>	<b><u>833,432</u></b>	<b><u>927,965</u></b>	

**Village of Tarrytown  
2023 - 2024 Tentative Budget**

<b>STREET CLEANING A-8170</b>		ACTUAL	ADOPTED	TENTATIVE	
<u>ACCOUNT</u>		EXPENDED	BUDGET	BUDGET	<u>DESCRIPTION</u>
		<u>2021-2022</u>	<u>2022-2023</u>	<u>2023-2024</u>	
101	Personal Services	87,626	84,852	89,490	Salaries for street cleaning employee
103	Overtime	5,925	5,000	5,000	Overtime
250	New Equipment	0	0	0	Replacement parts & equipment
406.1	Diesel	989	4,000	5,000	Diesel
407	Equipment Maintenance	0	0	0	Maintenance of street cleaning vehicles
407.1	Tires	0	2,000	2,000	Tires
407.2	Vehicle parts	2,911	6,500	6,500	Vehicle parts
419	Dump Fees	6,669	13,000	15,000	Dump fees
Total Street Cleaning Collection		<u><b>104,120</b></u>	<u><b>115,352</b></u>	<u><b>122,990</b></u>	

**Village of Tarrytown  
2023 - 2024 Tentative Budget**

<b>SHADE TREES</b>		ACTUAL	ADOPTED	TENTATIVE	
<b>A-8650</b>		EXPENDED	BUDGET	BUDGET	
<u>ACCOUNT</u>		<u>2021-2022</u>	<u>2022-2023</u>	<u>2023-2024</u>	<u>DESCRIPTION</u>
406.1	Diesel	96	2,000	2,000	Diesel
407.1	Tires	0	1,000	1,000	Tires
407.2	Vehicle parts	8,347	3,000	4,000	Vehicle parts
409	Materials & Supplies	5,777	8,000	8,000	Materials & supplies
409.1	Purchase of Trees	161	8,500	10,000	Trees, flowers, shrubs & other items
409.2	Small tools	1,492	2,000	2,000	Small tools
420	Contractual	6,950	15,000	18,200	Tree maintenance services
	Total Shade Trees	<u><u>22,823</u></u>	<u><u>39,500</u></u>	<u><u>45,200</u></u>	
<b>TENANT PROTECTION</b>		ACTUAL	ADOPTED	TENTATIVE	
<b>A-8661</b>		EXPENDED	BUDGET	BUDGET	
<u>ACCOUNT</u>		<u>2021-2022</u>	<u>2022-2023</u>	<u>2023-2024</u>	<u>DESCRIPTION</u>
450	Misc. Other	7,266	6,500	6,500	Fee to NYS for ETPA \$5900 for 2023
	Total Tenant Protection	<u><u>7,266</u></u>	<u><u>6,500</u></u>	<u><u>6,500</u></u>	



**Village of Tarrytown  
2023 - 2024 Tentative Budget**

<b>EMPLOYEE BENEFITS</b>		ACTUAL	ADOPTED	TENTATIVE	
<b>A-9010</b>		EXPENDED	BUDGET	BUDGET	
<u>ACCOUNT</u>		<u>2021-2022</u>	<u>2022-2023</u>	<u>2023-2024</u>	<u>DESCRIPTION</u>
451	State Retirement	602,363	493,562	598,387	Cost of retirement plan for CSEA/Mgmt.
452	Police Retirement	1,341,446	1,321,743	1,480,560	Cost of retirement contribution for police .
A-9030.800	Social Security	778,723	766,580	818,267	Employer's share of FICA and Medicare tax.
A-9040.800	Workers Compensation	559,159	575,934	601,000	Insurance premiums for Workers Comp.
A.9045.800	Life Insurance	70,663	53,944	53,944	Term life insurance for f/t employees & retirees non
A.9050.800	Unemployment Insurance	8,023	20,000	20,000	Direct payment of any unemployment benefits.
A.9060.800	Hospital/Medical Insurance	3,078,418	3,425,253	3,667,996	Health insurance cost for all f/t employees &
A.9061.800	Dental Insurance	113,174	117,598	123,584	Dental insurance for all non-PBA employees
A.9062.800	CSEA Vision	14,121	15,507	15,590	CSEA vision plan
A.9063.800	Police Welfare Fund	160,625	208,341	178,830	Contractual obligations-PBA Welfare Fd-
A.9064.800	Medicare Reimbursement	162,731	167,160	174,132	Medicare reimbursement per NYS Empire Plan
A.9065.800	In Lieu of Medical Benefits	57,800	64,039	128,701	Medical insurance buyouts per labor contracts
A.9089.800	LOSAP - Fire Dept	463,492	195,780	195,780	Service Award Program - Fireman
A.9089.1.80	LOSAP - TVAC	6,809	7,000	7,000	Service Award Program - TVAC
A.9089.2.80	Employee Benefits - Tuition CSEA	0	10,000	8,000	CSEA contractual tuition reimbursement
A-9189.450	Uniforms	10,800	21,400	21,450	Contractual payment for CSEA uniforms
Total Employee Benefits		<u><u>7,428,348</u></u>	<u><u>7,463,841</u></u>	<u><u>8,093,222</u></u>	

**Village of Tarrytown  
2023 - 2024 Tentative Budget**

<b>INTERFUND TRANSFERS</b>		ACTUAL	ADOPTED	TENTATIVE	
<u>ACCOUNT</u>		EXPENDED	BUDGET	BUDGET	<u>DESCRIPTION</u>
		2021-2022	2022-2023	2023-2024	
A-9912.900	Transfer to Library Fund	873,579	901,979	924,420	Village share of library operations.
A.9916.900	Transfer to Water Fund	0	0	0	
A-9950.900	Transfer to Capital Fund	4,925	200,000	200,000	Transfer for unplanned capital projects
Total Interfund Transfers		<u>878,504</u>	<u>1,101,979</u>	<u>1,124,420</u>	
<b>DEBT SERVICE</b>		ACTUAL	ADOPTED	TENTATIVE	
<b>SERIAL BONDS</b>		EXPENDED	BUDGET	BUDGET	
<b>A-9710</b>					
<u>ACCOUNT</u>		2021-2022	2022-2023	2023-2024	<u>DESCRIPTION</u>
600	Principal	2,165,090	2,424,293	2,771,547	Principal on serial bonds.
700	Interest	1,204,767	1,019,152	1,101,944	Interest on serial bonds.
Total Serial Bonds		<u>3,369,856</u>	<u>3,443,445</u>	<u>3,873,491</u>	
<b>BOND ANTICIPATION NOTES</b>		ACTUAL	ADOPTED	TENTATIVE	
<b>A-9730</b>		EXPENDED	BUDGET	BUDGET	
<b>A-9730</b>					
<u>ACCOUNT</u>		2021-2022	2022-2023	2023-2024	<u>DESCRIPTION</u>
600	Principal	0	0	0	Principal on bond anticipation notes.
700	Interest	0	0	0	Interest on bond anticipation notes.
Total Bond Anticipation Notes		<u>0</u>	<u>0</u>	<u>0</u>	
<b>TAX ANTICIPATION NOTES</b>		ACTUAL	ADOPTED	TENTATIVE	
<b>A-9760</b>		EXPENDED	BUDGET	BUDGET	
<b>A-9760</b>					
<u>ACCOUNT</u>		2021-2022	2022-2023	2023-2024	<u>DESCRIPTION</u>
600	Principal	0	0	0	Principal on tax anticipation notes.
700	Interest	0	0	0	Interest on tax anticipation notes.
Total Tax Anticipation Notes		<u>0</u>	<u>0</u>	<u>0</u>	

**Village of Tarrytown  
2023 - 2024 Tentative Budget**

<b>LIBRARY L-1910 <u>ACCOUNT</u></b>	ACTUAL EXPENDED <u>2021-2022</u>	ADOPTED BUDGET <u>2022-2023</u>	TENTATIVE BUDGET <u>2023-2024</u>	<u>DESCRIPTION</u>
450 Insurance Allocation	37,221	55,017	61,685	Business insurance premiums
Total Insurance	<u><u>37,221</u></u>	<u><u>55,017</u></u>	<u><u>61,685</u></u>	
<b>L-1980 <u>ACCOUNT</u></b>	ACTUAL EXPENDED <u>2021-2022</u>	ADOPTED BUDGET <u>2022-2023</u>	TENTATIVE BUDGET <u>2023-2024</u>	<u>DESCRIPTION</u>
450 MTA Tax	0	0	0	MTA payroll tax
Total Insurance	<u><u>0</u></u>	<u><u>0</u></u>	<u><u>0</u></u>	
<b>LIBRARY L-1990 <u>ACCOUNT</u></b>	ACTUAL EXPENDED <u>2021-2022</u>	ADOPTED BUDGET <u>2022-2023</u>	TENTATIVE BUDGET <u>2023-2024</u>	<u>DESCRIPTION</u>
450 Contingency	0	25,000	0	Unplanned expenses
Total Contingency	<u><u>0</u></u>	<u><u>25,000</u></u>	<u><u>0</u></u>	

**Village of Tarrytown  
2023 - 2024 Tentative Budget**

<b>LIBRARY L-7410 <u>ACCOUNT</u></b>	<b>ACTUAL EXPENDED <u>2021-2022</u></b>	<b>ADOPTED BUDGET <u>2022-2023</u></b>	<b>TENTATIVE BUDGET <u>2023-2024</u></b>	<b><u>DESCRIPTION</u></b>
101 Personal Services- Professional	483,219	503,112	541,161	Salaries of Library Director and Librarians.
103 Overtime	0	4,000	4,000	Overtime
150 Personal Services - Clerical	142,925	203,376	212,784	Salaries of fulltime support & clerical staff
151 Personal Services - Part time	156,638	165,000	168,000	Salaries of part-time clerks, librarians, and pages.
152 Custodial	37,198	55,924	69,097	Caretaker salary plus 7600 for weekends
153 Overtime	0	2,500	2,500	Overtime
250 New Equipment	1,742	7,200	7,200	Office equipment & computers
402 Power	32,707	38,200	39,000	Energy
403 Utilities	15,131	15,000	20,000	Gas
404 Telephone	6,418	7,000	7,000	Library phone expenses
405 Water	2,031	2,600	2,600	Water consumption
409 Materials & Supplies	10,992	13,000	13,000	Office & library supplies including printing
410 Building Maintenance	62,426	65,000	65,000	Maintenance & repairs
417 Training	0	0	1,000	Training for personnel
420 Contractual	4,355	15,000	6,000	Business contracts
426 Books	39,953	40,000	40,000	Books
427 Periodicals	6,721	6,500	6,500	Current subscriptions
428 Westchester Library System	56,742	65,000	65,000	WLS system
429 Audio Visual	22,370	23,000	23,000	Video & audio media
445 Postage	644	1,500	1,500	Postage

**Village of Tarrytown  
2023 - 2024 Tentative Budget**

<b>LIBRARY continued</b>		ACTUAL	ADOPTED	TENTATIVE	
<b>L-7410</b>		EXPENDED	BUDGET	BUDGET	
<u>ACCOUNT</u>		<u>2021-2022</u>	<u>2022-2023</u>	<u>2023-2024</u>	<u>DESCRIPTION</u>
447	Computer Software	0	1,000	1,000	Computer Supplies
448	Books Processed	712	1,450	2,000	Book Processing, covers
449	Administrative Expenses	2,723	3,000	3,000	Dues, memberships, petty cash
	Total Library	<u>1,085,647</u>	<u>1,238,362</u>	<u>1,300,342</u>	
<b>EMPLOYEE BENEFITS</b>		ACTUAL	ADOPTED	TENTATIVE	
<b>L-9710</b>		EXPENDED	BUDGET	BUDGET	
<u>ACCOUNT</u>		<u>2021-2022</u>	<u>2022-2023</u>	<u>2023-2024</u>	<u>DESCRIPTION</u>
L-9010.800	State Retirement	115,206	64,332	64,332	Cost of retirement plan for all Library employees.
L-9030.800	Social Security	62,650	71,444	76,121	Employer's share of FICA and Medicare tax.
L-9040.800	Workers Compensation	6,585	6,782	6,782	Insurance cost for Workers Comp.
L-9050.800	Unemployment Insurance	0	5,555	3,000	Unemployment insurance costs
L-9060.800	Hospital/Medical Insurance	257,483	308,425	312,231	Health insurance cost for all f/t employees and
	Total Employee Benefits - Library	<u>441,923</u>	<u>456,538</u>	<u>462,465</u>	
<b>DEBT SERVICE</b>					
<b>SERIAL BONDS</b>					
<b>L-9710</b>		ACTUAL	ADOPTED	TENTATIVE	
<u>ACCOUNT</u>		<u>EXPENDED</u>	<u>BUDGET</u>	<u>BUDGET</u>	<u>DESCRIPTION</u>
		<u>2021-2022</u>	<u>2022-2023</u>	<u>2023-2024</u>	
600	Principal	71,246	44,019	47,484	Principal on serial bonds.
700	Interest	26,439	24,184	22,271	Interest on serial bonds.
	Total Serial Bonds	<u>97,685</u>	<u>68,203</u>	<u>69,755</u>	
<b>Bond Anticipation Notes</b>					
<b>L-9730</b>					
<u>ACCOUNT</u>		<u>ACTUAL</u>	<u>ADOPTED</u>	<u>TENTATIVE</u>	<u>DESCRIPTION</u>
		<u>EXPENDED</u>	<u>BUDGET</u>	<u>BUDGET</u>	
		<u>2021-2022</u>	<u>2022-2023</u>	<u>2023-2024</u>	
600	Principal	0	0	0	Principal on bond anticipation notes.
700	Interest	0	0	0	Interest on bond anticipation notes.
	Total Serial Bonds	<u>0</u>	<u>0</u>	<u>0</u>	

**Village of Tarrytown  
2023 - 2024 Tentative Budget**

<b>WATER FUND</b>		ACTUAL	ADOPTED	TENTATIVE	
<b>Special Items</b>		EXPENDED	BUDGET	BUDGET	
<u>ACCOUNT</u>		<u>2021-2022</u>	<u>2022-2023</u>	<u>2023-2024</u>	<u>DESCRIPTION</u>
F-1910.450	Insurance Allocation	58,084	37,504	43,130	Business insurance costs.
F-1950.450	Taxes & Assessment	0	11,000	0	Payments to other jurisdictions
F-1980.450	MTA Tax	2,870	3,600	3,600	MTA payroll tax
F-1990.450	Contingency	0	20,000	30,000	Emergency expenses for water fund
	Total Special Items	<b>60,954</b>	<b>72,104</b>	<b>76,730</b>	
<b>WATER ADMINISTRATION</b>		ACTUAL	ADOPTED	TENTATIVE	
<b>F-8310</b>		EXPENDED	BUDGET	BUDGET	
<u>ACCOUNT</u>		<u>2021-2022</u>	<u>2022-2023</u>	<u>2023-2024</u>	<u>DESCRIPTION</u>
101	Personal Services	356,341	350,662	362,849	Administrative & staff expenses billed to Water
103	Overtime	9,175	500	500	Overtime
401	Rent	35,000	35,000	35,000	Rent payable to Village Hall from Water Dept.
404	Telephone	63	0	0	
409	Supplies	1,911	15,000	15,000	Equipment & supplies annual water quality report
415	Audit	12,000	12,500	12,500	Portion of annual audit expense
420	Engineering Fees	41,857	100,000	100,000	Consulting costs for contract preparation & projects
450	Misc. Other	40	0	0	Miscellaneous expenses
	Total Water Administration	<b>456,386</b>	<b>513,662</b>	<b>525,849</b>	

**Village of Tarrytown  
2023 - 2024 Tentative Budget**

<b>SOURCE OF SUPPLY</b>		ACTUAL	ADOPTED	TENTATIVE	
<b>F-8320</b>		EXPENDED	BUDGET	BUDGET	
<u>ACCOUNT</u>		<u>2021-2022</u>	<u>2022-2023</u>	<u>2023-2024</u>	<u>DESCRIPTION</u>
101	Personal Services	65,781	60,659	76,968	Water supply payroll
103	Overtime	3,012	8,000	8,000	Overtime
402	Power	104,979	115,000	120,000	Energy expense for water pumping & distribution
403	Utilities	2,681	8,000	8,000	Gas & electric
404	Telephone	0	1,000	1,000	Dept. Telephones
405	Water	39,944	70,000	70,000	Water
406	Gas and Oil	2,535	2,000	3,000	Gas and oil
407	Auto Expense	0	1,500	2,000	Departmental gas & oil
409	Materials & Supplies	8,226	7,500	8,000	Equipment & supplies including office supplies
410	Repairs To Plant	70,879	80,000	100,000	Major equipment maintenance & repair
420	Contractual	0	6,000	6,000	Recurring expenses
450	Misc. Other	23,010	20,000	20,000	Water quality compliance tests & lab expenses
460	Water Purchase	1,009,833	1,900,000	1,900,000	Fees paid to NYC & Town of Greenburgh for water
Total Source of Supply		<b>1,330,880</b>	<b>2,279,659</b>	<b>2,322,968</b>	
<b>PURIFICATION &amp; FILTRATION</b>		ACTUAL	ADOPTED	TENTATIVE	
<b>F-8330</b>		EXPENDED	BUDGET	BUDGET	
<u>ACCOUNT</u>		<u>2021-2022</u>	<u>2022-2023</u>	<u>2023-2024</u>	<u>DESCRIPTION</u>
101	Personal Services	114,597	108,094	113,448	Salaries for pump station operation
103	Overtime	92,388	100,000	105,000	Overtime
404	Telephone	1,745	1,000	1,200	Departmental phone expenses
409	Materials & Supplies	590	2,000	2,000	
412	Chemicals	62,361	91,000	95,000	Chlorine & other purification chemicals
450	Misc. Other	75	2,000	2,000	Lab testing
Total Purification & Filtration		<b>271,756</b>	<b>304,094</b>	<b>318,648</b>	

**Village of Tarrytown  
2023 - 2024 Tentative Budget**

<b>TRANSMISSION AND DISTRIBUTION F-8340</b>		ACTUAL	ADOPTED	TENTATIVE	
<u>ACCOUNT</u>		EXPENDED	BUDGET	BUDGET	<u>DESCRIPTION</u>
		<u>2021-2022</u>	<u>2022-2023</u>	<u>2023-2024</u>	
101	Personal Services	185,372	179,758	263,891	Water dept. maintenance & meter reading employee
103	Overtime	17,306	25,000	30,000	Overtime
250	New Equipment	0	5,000	5,000	Major transmission repairs
404	Telephone	0	1,000	1,000	Departmental phone expenses
406	Gas and oil	1,808	2,000	2,000	Gas and oil
406.1	Diesel	0	0	0	Diesel
407	Auto expense	0	0	0	Auto repair
407.2	Vehcile parts	774	3,000	3,000	Vehcile parts
408	Radio Maintenance	0	500	500	Radio repair
409	Materials & Supplies	27,615	58,000	60,000	Hydrants, valves, taps, repair clamps, meters,
410	Repairs To System	10,276	31,000	35,000	System maintenance
411	Building Maintenance	0	3,000	0	
412	Chemicals		3,000	3,000	Sanitizing chemicals
417	Training	516	4,000	4,000	Training for staff
450	Misc. Others	750	2,000	2,000	Unplanned distribution expenses
Total Transmission & Distribution		<u>244,417</u>	<u>317,258</u>	<u>409,391</u>	



**Village of Tarrytown  
2023 - 2024 Tentative Budget**

<b>EMPLOYEE BENEFITS</b>		ACTUAL	ADOPTED	TENTATIVE	
		EXPENDED	BUDGET	BUDGET	
<u>ACCOUNT</u>		<u>2021-2022</u>	<u>2022-2023</u>	<u>2023-2024</u>	<u>DESCRIPTION</u>
F-9010.800	State Retirement	124,641	85,672	85,672	Cost of retirement plan for Water employees
F-9030.800	Social Security	58,563	63,700	73,490	Employer's share of FICA and Medicare tax.
F-9040.800	Workers Compensation	40,305	41,514	41,514	Insurance cost for injured employees.
F-9050.800	Unemployment Insurance	0	1,000	1,000	Insurance cost for Workers Comp.
F-9060.800	Health Insurance	232,052	225,019	225,019	Health insurance cost for employees/ retirees.
F-9189.800	Uniforms	600	2,400	2,400	Uniform expenses
	Total Employee Benefits	<u><b>456,161</b></u>	<u><b>419,304</b></u>	<u><b>429,095</b></u>	
<b>INTERFUND TRANSFERS</b>		ACTUAL	ADOPTED	TENTATIVE	
<b>F-9550</b>		EXPENDED	BUDGET	BUDGET	
<u>ACCOUNT</u>		<u>2021-2022</u>	<u>2022-2023</u>	<u>2023-2024</u>	<u>DESCRIPTION</u>
9950.0	Transfer to General Fund	800,000	200,000	510,000	Transfer to General Fund
9950.1	Transfer to Capital Fund	0	400,000	400,000	Transfer for unplanned capital projects
	Total Interfund Transfers	<u><b>800,000</b></u>	<u><b>600,000</b></u>	<u><b>910,000</b></u>	
<b>SERIAL BONDS</b>		ACTUAL	ADOPTED	TENTATIVE	
<b>F-9710</b>		EXPENDED	BUDGET	BUDGET	
<u>ACCOUNT</u>		<u>2021-2022</u>	<u>2022-2023</u>	<u>2023-2024</u>	<u>DESCRIPTION</u>
600	Principal	963,344	826,118	1,069,748	Principal on serial notes.
700	Interest	402,054	382,840	510,815	Interest on serial notes.
	Total Serial Bonds	<u><b>1,365,399</b></u>	<u><b>1,208,958</b></u>	<u><b>1,580,563</b></u>	
<b>BOND ANTICIPATION NOTES</b>		ACTUAL	ADOPTED	TENTATIVE	
<b>F-9730</b>		EXPENDED	BUDGET	BUDGET	
<u>ACCOUNT</u>		<u>2021-2022</u>	<u>2022-2023</u>	<u>2023-2024</u>	<u>DESCRIPTION</u>
600	Principal	0	0	0	Principal bond anticipation notes.
700	Interest	0	0	0	Interest on bond anticipation notes.
	Total Bond Anticipation Notes	<u><b>0</b></u>	<u><b>0</b></u>	<u><b>0</b></u>	

**Village of Tarrytown  
2023 - 2024 Tentative Budget**

RESERVE FOR TAXES G-1980		ACTUAL EXPENDED	ADOPTED BUDGET	TENTATIVE BUDGET	
<u>ACCOUNT</u>		<u>2021-2022</u>	<u>2022-2023</u>	<u>2023-2024</u>	<u>DESCRIPTION</u>
400	MTA Tax	256	0	291	MTA commuter tax
	Total Reserve for Taxes	<u>256</u>	<u>0</u>	<u>291</u>	
SANITARY SEWERS G-8120		ACTUAL EXPENDED	ADOPTED BUDGET	TENTATIVE BUDGET	
<u>ACCOUNT</u>		<u>2021-2022</u>	<u>2022-2023</u>	<u>2023-2024</u>	<u>DESCRIPTION</u>
101	Personnel Services	75,457	77,174	81,502	Personell Services
103	Overtime	2,590	4,000	4,000	Overtime
250	New Equipment	2,081	2,000	4,000	Sanitary sewer tools & protective gear
407	Equipment Repair	840	2,000	2,000	Vactor, Back hoe
409	Materials & supplies	3,413	9,500	10,000	Pipes & other materials
412	Contractual	9,922	50,000	50,000	Repairs to sewer system with outside contractors
450	Misc. Others	0	0	0	Unplanned expenses
	Total	<u>94,303</u>	<u>144,674</u>	<u>151,502</u>	
EMPLOYEE BENEFITS		ACTUAL EXPENDED	ADOPTED BUDGET	TENTATIVE BUDGET	
<u>ACCOUNT</u>		<u>2021-2022</u>	<u>2022-2023</u>	<u>2023-2024</u>	
G-9010.800	State Retirement	10,253	13,544	13,544	Cost of retirement plan for Water employees
G-9030.800	Social Security	5,956	6,210	6,541	Employer's share of FICA and Medicare tax.
G-9060.800	Health Insurance	18,605	16,570	16,571	Health insurance costs
G-9189	Uniforms	0	600	600	Uniform expense
	Total Employee Benefits	<u>34,815</u>	<u>36,924</u>	<u>37,255</u>	
SERIAL BONDS G-9710		ACTUAL EXPENDED	ADOPTED BUDGET	TENTATIVE BUDGET	
<u>ACCOUNT</u>		<u>2021-2022</u>	<u>2022-2023</u>	<u>2023-2024</u>	<u>DESCRIPTION</u>

**Village of Tarrytown  
2023 - 2024 Tentative Budget**

600	Principal	30,320	25,571	32,221	Principal on serial notes.
700	Interest	16,543	13,508	16,702	Interest on serial notes.
	<b>Total Serial Bonds</b>	<u><b>46,863</b></u>	<u><b>39,079</b></u>	<u><b>48,922</b></u>	
	<b>Total Sanitary Sewers</b>	<u><b>176,237</b></u>	<u><b>220,677</b></u>	<u><b>237,970</b></u>	



*REVENUE DETAIL*

**Village of Tarrytown  
2022-2023  
Tentative Budget**

<b>REVENUE SUMMARY</b>	ACTUAL	ADOPTED	TENTATIVE	AMOUNT	PERCENT
<u>ACCOUNT</u>	<u>RECEIVED</u>	<u>BUDGET</u>	<u>BUDGET</u>	<u>CHANGE</u>	<u>CHANGE</u>
	<u>2021-2022</u>	<u>2022-2023</u>	<u>2023-2024</u>		
<b>General Fund</b>					
Total Other Property Tax Items	21,317,180	21,519,778	22,590,337	1,070,559	4.97%
Total Non-Property Tax Items	557,338	398,000	443,000	45,000	11.31%
Clerk Fees	5,040	4,500	4,500	0	0.00%
Total Public Safety	140,287	152,000	169,500	17,500	11.51%
Total Transportation	2,896,219	904,223	1,384,000	479,777	53.06%
Total Departmental Fees	414,337	336,000	441,000	105,000	31.25%
Total Home & Community	36,090	40,000	40,000	0	0.00%
Total Intergovernmental	287,999	305,000	280,000	(25,000)	-8.20%
Total Use of Money and	151,494	135,800	492,200	356,400	262.44%
Total Licenses and Permits	1,375,181	791,500	789,000	(2,500)	-0.32%
Total Fines and Bail Forfeitures	807,179	619,750	694,500	74,750	12.06%
Total Miscellaneous	64,407	51,200	51,200	0	0.00%
Total Inter-Fund Revenues	835,000	235,000	545,000	310,000	131.91%
Total State Aid	958,054	693,637	663,637	(30,000)	-4.33%
Total Federal Aid	0	583,075	0	(583,075)	100.00%
Total Serial Bond Revenue	0	0	0	0	100.00%
Use of various fund balances	0	850,000	1,070,000	220,000	25.88%
 Total General Fund	 <u><b>29,845,805</b></u>	 <u><b>27,619,463</b></u>	 <u><b>29,657,874</b></u>	 <u><b>2,038,411</b></u>	

**Village of Tarrytown  
2023-24  
Tentative Budget**

<b>ESTIMATED REVENUE DETAIL</b>		<b>ACTUAL</b>	<b>ADOPTED</b>	<b>TENTATIVE</b>	
<u>ACCOUNT</u>		<u>RECEIVED</u>	<u>BUDGET</u>	<u>BUDGET</u>	<u>DESCRIPTION</u>
		<u>2021-2022</u>	<u>2022-2023</u>	<u>2023-2024</u>	
<b>General Fund</b>					
1001	Real Property Taxes	18,377,951	18,937,076	19,482,248	Resident & commercial property taxes
1081	Payments In Lieu of Taxes	16,934	17,702	18,089	Payment under alternative tax agreements
1090	Interest & Penalties on Taxes	63,736	55,000	50,000	Late fees & interest on taxes
1120	Sales Tax	2,858,559	2,510,000	3,040,000	Additional 1% sales tax from Westchester
	Total Other Property Tax Items	<u>21,317,180</u>	<u>21,519,778</u>	<u>22,590,337</u>	
1131	Gross Receipts Electric	241,652	195,000	230,000	Tax paid by power companies on gross
1132	Gross Receipts Gas	11,703	18,000	12,000	Tax paid by gas companies on gross receipts
1133	Gross Receipts Telephone	26,878	30,000	26,000	Tax paid by phone companies on gross
1134	Cable Franchise Fee	<u>277,105</u>	<u>155,000</u>	<u>175,000</u>	5% fee on operations
	Total Non-Property Tax Items	<u>557,338</u>	<u>398,000</u>	<u>443,000</u>	

**Village of Tarrytown  
2023-24**

**Tentative Budget**

<b>ESTIMATED REVENUE DETAIL</b>	ACTUAL	ADOPTED	TENTATIVE	
<u>ACCOUNT</u>	<u>RECEIVED</u>	<u>BUDGET</u>	<u>BUDGET</u>	<u>DESCRIPTION</u>
	<u>2021-2022</u>	<u>2022-2023</u>	<u>2023-2024</u>	
<b>General Fund</b>				
1255 Clerk Fees	5,040	4,500	4,500	Fees for certificates & licenses
	5,040	4,500	4,500	
<b>PUBLIC SAFETY</b>				
1521 Police Fees DWI	0	2,000	2,000	Reimbursement for participation in Cty DWI
1523 Police fees Prisoner Trans	34,776	40,000	30,000	Reimb of cost for prisoner transportation
1524 Police Fees Reimb	0	0	25,000	Misc fees - Police Side Job OT
1520 Police Fees	7,830	5,000	7,500	Daily fees
1560 Safety Inspection	58,602	60,000	60,000	Property searches & Fire Inspection Fees
1589 Alarms	39,080	45,000	45,000	Alarm permits and false alarm fines
Total Public Safety	140,287	152,000	169,500	
<b>TRANSPORTATION</b>				
1710 Public Works	167,620	60,000	80,000	DPW misc charges
1710-02 Garbage Fees	13,750	12,623	12,800	Fees collected from school system
1,720		215,100		
1720.01 Parking Lots-Residential	306,558		160,000	Revenue from parking lots
1720.02 Parking Lots-Res Transfer	306,558		100	Revenue from parking lots
1720.03 Parking Lots-1 Day	306,558		4,000	Revenue from parking lots

**Village of Tarrytown  
2023-24  
Tentative Budget**

<b>ESTIMATED REVENUE DETAIL</b>	ACTUAL RECEIVED	ADOPTED BUDGET	TENTATIVE BUDGET	DESCRIPTION
<u>ACCOUNT</u>	<u>2021-2022</u>	<u>2022-2023</u>	<u>2023-2024</u>	
1720.04 Parking Lots	306,558		200,000	Revenue from parking lots
1720.05 Parking Lots	306,558		100	Revenue from parking lots
1720.06 Parking Lots	306,558		18,000	Revenue from parking lots
1,740		616,500		Revenue from street meters
1740.01 Gen Streets	109,396	0	95,000	Gen Streets
1740.02 Gen Streets	130,490	0	130,000	Gen Streets
1740.03 E Washington Lot	66,643	0	60,000	E Washington Lot
1740.04 YMCA Lot	0	0	0	YMCA Lot
1740.05 Depot Plaza	47,951	0	60,000	Depot Plaza
1740.06 MTA	48,268	0	30,000	MTA
1740.07 Broadway Lot	7,287	0	6,500	Broadway Lot
1740.08 W Washington Lot	10,431	0	7,500	W Washington Lot
1740.09 McKeel Avenue	10,970	0	10,000	McKeel Avenue
1740.10 Jr League	0	0	0	Jr League
1740.11 Train station Parking	444,063	0	510,000	Train station Parking
	<hr/> 875,498	<hr/> 616,500	<hr/> 909,000	
Total Transportation	2,896,219	904,223	1,384,000	



**Village of Tarrytown  
2023-24**

**Tentative Budget**

<b>ESTIMATED REVENUE DETAIL</b>	ACTUAL	ADOPTED	TENTATIVE	
<u>ACCOUNT</u>	<u>RECEIVED</u>	<u>BUDGET</u>	<u>BUDGET</u>	<u>DESCRIPTION</u>
	<u>2021-2022</u>	<u>2022-2023</u>	<u>2023-2024</u>	
<b>DEPARTMENTAL FEES</b>				
2001 Recreation Fees	73,396	50,000	60,000	Fees for recreation programs.
2001.03 Day Camp	83,289	99,000	99,000	Summer day camp fees
2001.05 Tot Camp	17,507	20,000	25,000	Summer tot camp fees
2001.01 Recreation Center Fees	82,751	55,000	75,000	Recreation center fees
2025 Pool Fees	152,900	145,000	180,000	Pool fees
2060 Skate Fees	4,495	2,000	2,000	Fees for skate program
Total Departmental Fees	414,337	371,000	441,000	
<b>HOME &amp; COMMUNITY</b>				
2110 Zoning Fees	11,400	8,000	8,000	Fees for zoning reviews
2115 Planning Fees	14,100	13,000	13,000	Fees for planning reviews
2113 ARB Fees	5,670	15,000	15,000	Fees for ARB review
2160 Emergency Tenant Prot	4,920	4,000	4,000	Revenues for ETPA
Total Home & Community	36,090	40,000	40,000	
<b>INTERGOVERNMENTAL CHARGES</b>				
2260 Fire Protection	272,394	290,000	265,000	Contract with Greenburgh for fire protection
2300 Snow Removal	15,605	15,000	15,000	Revenue from NYS for snow removal
Total Intergovernmental	287,999	305,000	280,000	

**Village of Tarrytown  
2023-24  
Tentative Budget**

<b>ESTIMATED REVENUE DETAIL</b>	ACTUAL	ADOPTED	TENTATIVE	
<u>ACCOUNT</u>	<u>RECEIVED</u>	<u>BUDGET</u>	<u>BUDGET</u>	<u>DESCRIPTION</u>
	<u>2021-2022</u>	<u>2022-2023</u>	<u>2023-2024</u>	
<b>USE OF MONEY &amp; PROPERTY</b>				
2401 Interest Earnings	10,515	5,000	360,000	Interest earned on available Village funds.
2410 Rent of Property	135,919	125,000	130,000	Lease of boat marinas/office space
2,412 Rent from Government	4,294	5,000	1,000	Rent
2450 Commissions	<u>765</u>	<u>800</u>	<u>1,200</u>	Rental of Village property for use by phone
Total Use of Money and	151,494	135,800	492,200	
<b>LICENSE &amp; PERMITS</b>				
2501 Misc Licenses & Fees	121,518	15,000	5,000	Misc Licenses & Fees
2502 Film Permits	0	28,000	35,000	Film Permit Fees
2503 Green Bus/Landscaping	0	25,000	20,000	Green Business & Landscaping Fees
2504 Taxi	0	500	2,000	Taxi License fees
2505 Kayak, Fishing	0	3,000	3,000	Kayak & Fishing Fees
2506 Sidewalk Cafe/Vending	0	3,000	3,000	Sidewalk Cafe/Vending
2507 Peddlers Fee	0	0	1,000	Event Peddler Fees
2545 Sr. Van NTGB	0	0	0	Reimbursement for senior nutrition program
2590 Building Permits	<u>1,253,664</u>	<u>720,000</u>	<u>720,000</u>	Revenues from building permits
Total Licenses and Permits	1,375,181	794,500	789,000	

**Village of Tarrytown  
2023-24**

**Tentative Budget**

<b>ESTIMATED REVENUE DETAIL</b>	ACTUAL	ADOPTED	TENTATIVE	
<u>ACCOUNT</u>	<u>RECEIVED</u>	<u>BUDGET</u>	<u>BUDGET</u>	<u>DESCRIPTION</u>
	<u>2021-2022</u>	<u>2022-2023</u>	<u>2023-2024</u>	
<b>FINES &amp; BAIL FORFEITURES</b>				
2610 Fines and Bails	614,405	481,250	576,000	Revenue from Village court
2655 Minor Sales	6,229	3,500	3,500	Revenue from DPW for bins & bags etc
2660 Sale of Land	0	0	0	Revenue from land sales
2665 Sale of Equipment	10,061	35,000	15,000	Revenue from surplus equipment auction
2680 Insurance Recoverables	176,484	100,000	100,000	Reimbursement from insurance companies
	<hr/>	<hr/>	<hr/>	
Total Fines and Bail	807,179	619,750	694,500	

**Village of Tarrytown  
2023-24**

**Tentative Budget**

<b>ESTIMATED REVENUE DETAIL</b>	ACTUAL	ADOPTED	TENTATIVE	
<u>ACCOUNT</u>	<u>RECEIVED</u>	<u>BUDGET</u>	<u>BUDGET</u>	<u>DESCRIPTION</u>
	<u>2021-2022</u>	<u>2022-2023</u>	<u>2023-2024</u>	
<b>MISCELLANEOUS</b>				
2701 Refund Prior Years Exp.	0	0	0	Prior year adjustments
2710 Premium on Bond	0	0	0	Bond Premiums
2770 Unclassified	23,809	10,000	10,000	Miscellaneous income
2771 Bid Deposits	0	1,000	0	Bid deposit revenue
2772 Briarcliff Manor easement payt	40,522	41,000	41,000	Annual payment from Briarcliff Water
2773 Foil Request Revenue	76	200	200	FOIL fees
Total Miscellaneous	64,407	52,200	51,200	
<b>INTER-FUND REVENUES</b>				
2850 Transfer from Capital	0	0	135,000	Allocation of Bond Premium
2851 Transfer from Water Fund	800,000	200,000	510,000	Fund transfer
2852 Transfer From Water Fund -	<u>35,000</u>	<u>35,000</u>	<u>35,000</u>	Rent charged to Water Fund
Total Inter-Fund Revenues	835,000	235,000	545,000	

**Village of Tarrytown  
2023-24**

**Tentative Budget**

<b>ESTIMATED REVENUE DETAIL</b>	ACTUAL	ADOPTED	TENTATIVE	
<u>ACCOUNT</u>	<u>RECEIVED</u>	<u>BUDGET</u>	<u>BUDGET</u>	<u>DESCRIPTION</u>
	<u>2021-2022</u>	<u>2022-2023</u>	<u>2023-2024</u>	
<b>STATE AID</b>				
3001 State Aid Per Capita	83,637	83,637	83,637	Local aid from the State based on population.
3005 Mortgage Tax	336,875	175,000	250,000	Local portion of tax imposed on new
3006 Hotel Tax	324,276	360,000	330,000	Local receipts from Hotel Tax
3007 State Aid	11,387	0	0	Fees & fines from state violations
3089.1 State Aid LC Grant PD/FD		0	0	Reimbursement from state
3820 Youth programs	47,539	0	0	Reimbursement from state (camp)
2853 Transfer from special fund	<u>0</u>	<u>0</u>	<u>0</u>	Reimbursement from state
Total State Aid	803,713	618,637	663,637	
<b>FEDERAL AID</b>				
4389 Federal Aid Public Safety	72,086	583,075	0	
4389.09 FEMA - Storms Floods	82,255		0	
	<u>154,341</u>	<u>583,075</u>	<u>0</u>	
4390 ARPA Federal Funding	583,075	0	0	
	<u>583,075</u>	<u>0</u>	<u>0</u>	
<b>SERIAL BOND REVENUE</b>				
5710	<u>0</u>	<u>0</u>	<u>0</u>	
	0	0	0	

**Village of Tarrytown  
2023-24**

**Tentative Budget**

<b>ESTIMATED REVENUE DETAIL</b>	ACTUAL	ADOPTED	TENTATIVE	
<u>ACCOUNT</u>	<u>RECEIVED</u>	<u>BUDGET</u>	<u>BUDGET</u>	<u>DESCRIPTION</u>
	<u>2021-2022</u>	<u>2022-2023</u>	<u>2023-2024</u>	
<b>APPROPRIATED FUND BALANCE</b>				
4795    Use of undesignated surplus	0	775,000	995,000	Use of Village surplus for this year's budget.
4796    Use of reserve for debt service	0	75,000	75,000	Use of debt service reserve
Use of various fund balances	<u>0</u>	<u>850,000</u>	<u>1,070,000</u>	Transfer of all surplus designations
Total General Fund Revenues	<u><b>29,845,805</b></u>	<u><b>27,583,463</b></u>	<u><b>29,657,874</b></u>	

**Village of Tarrytown  
2023-24  
Tentative Budget**

<b>ESTIMATED REVENUE DETAIL</b>	ACTUAL RECEIVED	ADOPTED BUDGET	TENTATIVE BUDGET	<b>DESCRIPTION</b>
<u>ACCOUNT</u>	<u>2021-2022</u>	<u>2022-2023</u>	<u>2023-2024</u>	
<b>Library Fund</b>				
2080 Library Fines	15,267	5,000	5,000	Library fines for overdue book returns.
2360 Sleepy Hollow	828,277	791,242	810,928	Sleepy Hollow's portion of Library budget
2401 Endowment Interest	40,000	40,000	40,000	Interest on major gifts & bequests
2680 Insurance Recoverables	4,943			
2760 Westchester Library System	5,397	5,400	5,400	Monies from WLS
2770 Unclassified	12,421	8,500	8,500	Misc revenues
2810 Tarrytown Appropriation	873,579	901,979	924,420	Tarrytown's portion of Library budget
4796 Use of reserve for debt service	0	10,000	0	Use of debt service reserve for this years
5710 Serial Bond Revenue	0	0	0	Bond revenue #15
5999 Appropriated Fund Balance	0	81,000	100,000	Transfer from Library surplus
<b>Total Library Fund</b>	<b><u>1,779,884</u></b>	<b><u>1,843,121</u></b>	<b><u>1,894,248</u></b>	

**Village of Tarrytown  
2023-24  
Tentative Budget**

<b>ESTIMATED REVENUE DETAIL</b>	ACTUAL	ADOPTED	TENTATIVE	
<u>ACCOUNT</u>	<u>RECEIVED</u>	<u>BUDGET</u>	<u>BUDGET</u>	<u>DESCRIPTION</u>
	<u>2021-2022</u>	<u>2022-2023</u>	<u>2023-2024</u>	
<b>Water Fund</b>				
2140 Meter Sales	5,063,528	5,699,040	6,057,243	Fees for water usage.
2144 Service charges	2,875	0	0	Fees from non meter sales
2660 Meter Sales (equipment)	775	15,000	15,000	Revenue from meter sales
2680 Insurance Recovery	0	500	500	Reimbursement from insurance companies
2,770 Unclassified	11,440	500	500	Misc collections
Total Water Fund Revenues	<b>5,078,617</b>	<b>5,715,040</b>	<b>6,073,243</b>	
<b>APPROPRIATED FUND BALANCE</b>				
4796 Use of reserve for debt service	0	0	500,000	Use of Village surplus for this year's budget.
Use of various fund balances	0	0	500,000	Transfer of all surplus designations
Total Water Fund Revenues	<b>5,078,617</b>	<b>5,715,040</b>	<b>6,573,243</b>	



**Village of Tarrytown  
2023-24**

**Tentative Budget**

<b>ESTIMATED REVENUE DETAIL</b>	ACTUAL	ADOPTED	TENTATIVE	
<u>ACCOUNT</u>	<u>RECEIVED</u>	<u>BUDGET</u>	<u>BUDGET</u>	<u>DESCRIPTION</u>
	<u>2021-2022</u>	<u>2022-2023</u>	<u>2023-2024</u>	
<b>Sewer Fund</b>				
2120 Sewer fees	129,381	220,677	237,970	Sewer fees
2122 Sewer charges	0	0	0	Sewer charges
Total Sewer Fund	<u><u>129,381</u></u>	<u><u>220,677</u></u>	<u><u>237,970</u></u>	

Village of Tarrytown

Schedules 3/4

Estimated Cash Surpluses @ End of Present Fiscal Year  
June 1, 2023 - May 31, 2024

	GENERAL FUND	FEDERAL REVENUE FUND	WATER FUND	SEWER FUND	LIBRARY FUND
Estimated Cash Surpluses at end of Present Fiscal Year after deducting encumbrances	995,000		0		100,000
Estimated Cash Surpluses Appropriated by Board					

**Levy Summary**

<u>GOVERNMENTAL UNIT</u>	<u>SOURCE OF FUNDS</u>		<u>USE OF FUNDS</u>	<u>NET LEVY</u>
	<u>REVENUES</u>	<u>SURPLUS</u>	<u>EXPENDITURES</u>	
GENERAL FUND	28,662,874	995,000	29,657,874	0
LIBRARY FUND	1,794,248	100,000	1,894,248	(0)
WATER FUND	6,073,243	500,000	6,573,243	0



***BOND SCHEDULE***

**Village of Tarrytown  
Schedule 6  
Statement of Long Term Debt  
As of May 31, 2023**

	<u>Date of Issue</u>	<u>Bond Authorization</u>	<u>Bonds Outstanding</u>	<u>Interest Rate</u>	<u>Interest Payable</u>	<u>Redemption</u>
<u>GENERAL FUND</u>						
General Improvement	5/28/14	5,395,000	476,236	2.98%	915-3/15	Level Debt Payment
General Improvement	7/17/15	3,943,130	2,905,431	* 2.00% to 3.50%	6/15-12/15	Level Debt Payment
General Improvement	11/30/16	5,515,582	4,303,410	* 3.00%	6/15-12/15	Level Debt Payment
General Improvement	12/15/18	6,443,640	4,995,000	* 3.25% to 5.00%	* 6/15-12/15	Level Debt Payment
General Improvement	11/18/20 A	4,854,728	4,549,262	* 1.88%	11/15-5/15	Level Debt Payment
General Improvement	11/18/20 B	4,295,000	2,308,023	* 1.21%	11/1-5/1	Level Debt Payment
General Improvement	11/18/20 C	15,900,596	14,912,584	* 2.25%	10/15-4/15	Level Debt Payment
General Improvement	2/9/23	9,631,000	3,855,289	* 2.87%	2/1-8/1	Level Debt Payment
Total General Village			38,305,235			
<u>WATER FUND</u>						
Water Projects	5/28/14	5,395,000	193,764	2.9830%	915-3/15	Level Debt Payment
Water Projects	7/17/15	3,120,880	2,299,569	* 2.00% to 3.50%	6/15-12/15	Level Debt Payment
Water Projects	11/30/16	3,071,654	2,396,590	3.0000%	6/15-12/15	Level Debt Payment
Water Projects	11/18/20 A	1,820,273	1,705,739	1.88%	11/15-5/15	Level Debt Payment
Water Projects	11/18/20 B	4,295,000	1,021,977	1.21%	11/1-5/1	Level Debt Payment
Water Projects	11/18/20 C	6,469,404	6,067,416	2.25%	10/15-4/15	Level Debt Payment
Water Projects	2/9/23	9,631,000	5,775,711	* 2.87%	2/1-8/1	Level Debt Payment
Total Water			19,460,765			
Total Bonds Outstanding			57,766,000			



*SALARIES AND WAGES*

**VILLAGE OF TARRYTOWN  
SALARIES AND WAGES  
JUNE 1, 2023 - MAY 31, 2024**

FUND/DEPT	DESCRIPTION	NUMBER OF POSITIONS	RATE OF COMPENSATION	TOTAL APPROPRIATION
<b>GENERAL FUND</b>				
A-1010	<b><u>Legislative Board</u></b>			
	Trustees	6	2,400	14,400
<b>Total</b>				<b>14,400</b>
A-1110	<b><u>Justice</u></b>			
	Village Justice	1	48,923	48,923
	Acting Village Justice	1	5,904	5,904
	Assistant Court Clerk	1	67,589	67,589
	P.T. Clerks	2	25/hr	45,500
	Court Clerk	1	102,920	102,920
	Overtime			8,000
	Court Prosecutor/Security	4		58,000
<b>Total</b>				<b>336,836</b>
A-1210	<b><u>Mayor</u></b>			
	Mayor	1	4,800	4,800
<b>Total</b>				<b>4,800</b>

**VILLAGE OF TARRYTOWN  
SALARIES AND WAGES  
JUNE 1, 2023 - MAY 31, 2024**

FUND/DEPT	DESCRIPTION	NUMBER OF POSITIONS	RATE OF COMPENSATION	TOTAL APPROPRIATION
	<b><u>Administration</u></b>			
A-1230	Administrator	1	226,315	169,736
	Asst. Village Admin	1	100,000	75,000
	Admin. Asst. P/T	1	36,563	36,563
	Longevity/Other			2,060
<b>Total</b>				<b>283,359</b>
	<b><u>Treasury</u></b>			
A-1325	Treasurer ( <i>F8320 25%</i> )	1	148,000	111,000
	Office Asst. Financial	2	144,788	127,942
	Deputy Village Treasurer ( <i>F8320 15%</i> )	1	95,000	80,750
	Intermediate Clerk	1	60,324	60,324
	Longevity/Overtime			7,220
<b>Total</b>				<b>387,236</b>
A-1410	<b><u>Clerk</u></b>			
	Clerk	1	115,257	115,257
<b>Total</b>				<b>115,257</b>



**VILLAGE OF TARRYTOWN  
SALARIES AND WAGES  
JUNE 1, 2023 - MAY 31, 2024**

FUND/DEPT	DESCRIPTION	NUMBER OF POSITIONS	RATE OF COMPENSATION	TOTAL APPROPRIATION
A-1440	<b><u>Engineer</u></b>			
	Engineer (35% A3620 30% F8320)	1	171,510	60,028
	Asst. Engineer (30% F8320)	1	85,000	59,500
	Sec'y to Planning & Zoning (5% F8320)	1	77,620	73,739
	Overtime			6,000
	Longevity			3,920
<b>Total</b>				<b>203,187</b>
A-1640	<b><u>Central Garage</u></b>			
	Lead Mechanic	1	109,539	109,539
	Auto Mechanic I	1	92,662	92,662
	Auto Mechanic II	1	97,977	97,977
	Overtime			10,000
	Longevity			1,560
<b>Total</b>				<b>311,738</b>

**VILLAGE OF TARRYTOWN  
SALARIES AND WAGES  
JUNE 1, 2023 - MAY 31, 2024**

FUND/DEPT	DESCRIPTION	NUMBER OF POSITIONS	RATE OF COMPENSATION	TOTAL APPROPRIATION
A-3120	<b><u>Police Department</u></b>			
	Chief	1	200,342	200,342
	Lieutenant	3	182,129	546,388
	Det.Sergeant	1	157,772	157,772
	Sergeant	7	150,405	1,052,835
	Detective	3	143,243	429,729
	Patrolman - Grade I	11	129,425	1,423,675
	Patrolman - Grade II	2	117,621	235,242
	Patrolman - Grade III	3	105,825	317,475
	Patrolman - Grade IV	3	94,014	282,042
	Patrolman - Grade V	0	66,914	0
	SUB TOTAL	34		4,645,500
	Holiday Pay			275,000
	Longevity			76,500
	Overtime/OOT			290,000
	SUB TOTAL			5,287,000
A-3120	<b><u>Police Department (Cont.)</u></b>			
	Senior Account Clerk PD	1	79,666	79,666
	Office Asst Financial PD	1	72,356	72,356
	Longevity			1,460
	SUB TOTAL			153,482
<b>Total</b>				<b>5,440,482</b>

**VILLAGE OF TARRYTOWN  
SALARIES AND WAGES  
JUNE 1, 2023 - MAY 31, 2024**

FUND/DEPT	DESCRIPTION	NUMBER OF POSITIONS	RATE OF COMPENSATION	TOTAL APPROPRIATION
A-3150	<u><b>Jail</b></u> Matron			500
<b>Total</b>				<b>500</b>
A-3310	<u><b>Traffic Control</b></u>			
	Parking Enforcement	1	55,479	55,479
	Parking Enforcement	1	65,834	65,834
	Part time	2	25,500	25,500
	Longevity			1,460
	Overtime			9,000
	SUB TOTAL			148,273
<b>Grand Total</b>				<b>5,598,755</b>
A-3620	<u><b>Safety Inspection</b></u>			
	Engineer (35% A3620 30% F8320)	1	171,510	60,028
	Asst. Engineer	1	85,000	29,750
	Building Inspector	1	128,843	128,843
	Office Asst. Financial	1	74,902	74,902
	Code Enf Officer	1	65,000	65,000
	Overtime			4,000
	Longevity			4,040
<b>Total</b>				<b>362,564</b>

**VILLAGE OF TARRYTOWN  
SALARIES AND WAGES  
JUNE 1, 2023 - MAY 31, 2024**

FUND/DEPT	DESCRIPTION	NUMBER OF POSITIONS	RATE OF COMPENSATION	TOTAL APPROPRIATION
A-4020	<b><u>Registrar of Vital Statistics</u></b> Registrar			4,500
<b>Total</b>				<b>4,500</b>
A-5010	<b><u>Street Administration</u></b> Supt. Dept. of Public Works (30% F8320) Intermediate Clerk PT	1	168,243 22,838	117,770 22,838
<b>Total</b>				<b>140,608</b>
A-5110	<b><u>Street Maintenance</u></b> Laborer MEO Parking Meter Repairer Road Maintenance Foreman General Foreman Longevity Overtime Seasonal	7		503,590 259,734 84,467 109,539 126,525 14,460 34,000 30,000
<b>Total</b>				<b>1,162,315</b>
A-5142	<b><u>Snow Removal</u></b> Labor			60,000
<b>Total</b>				<b>60,000</b>

**VILLAGE OF TARRYTOWN  
SALARIES AND WAGES  
JUNE 1, 2023 - MAY 31, 2024**

FUND/DEPT	DESCRIPTION	NUMBER OF POSITIONS	RATE OF COMPENSATION	TOTAL APPROPRIATION
A-6772	<u>Program for the Aging</u> Bus Driver			29,500
<b>Total</b>				<b>29,500</b>
A-7140	<u>Recreation &amp; Playgrounds</u> Recreation Superintendent	1	120,000	120,000
	Recreation Leader	1	59,276	35,566
	SR REC LEADER TBD		0	75,000
	Seasonal			17,350
	Overtime			14,000
<b>Total</b>				<b>261,916</b>
A-7141	PARKS Parks Foreman	1	111,168	111,168
	Parks Groundskeepers	3	258,351	258,351
	Longevity			7,060
	Overtime			63,000
	Seasonal			54,000
<b>Total</b>				<b>493,579</b>

**VILLAGE OF TARRYTOWN  
SALARIES AND WAGES  
JUNE 1, 2023 - MAY 31, 2024**

FUND/DEPT	DESCRIPTION	NUMBER OF POSITIONS	RATE OF COMPENSATION	TOTAL APPROPRIATION
A-7241	POOL			
	Recreation Asst.	1	59,276	23,710
	Part time summer help			112,000
	Overtime			5,000
	<b>Total</b>			<b>140,710</b>
A-7242	<u>Fitness Center</u>			
	Part Time			78,320
	<b>Total</b>			<b>78,320</b>
A-8160	<u>Refuse Collection &amp; Disposal</u>			
	Labor			308,064
	MEO			172,624
	Lead Maint Mech-Sanit			104,937
	Longevity			10,840
	Overtime			11,000
	<b>Total</b>			<b>607,465</b>

**VILLAGE OF TARRYTOWN  
SALARIES AND WAGES  
JUNE 1, 2023 - MAY 31, 2024**

FUND/DEPT	DESCRIPTION	NUMBER OF POSITIONS	RATE OF COMPENSATION	TOTAL APPROPRIATION
A-8170	<b><u>Street Cleaning</u></b>			
	MEO	1	87,110	87,110
	Longevity			2,380
	Overtime			5,000
<b>Total</b>				<b>94,490</b>
<b>WATER FUND</b>				
F-8310	<b><u>Administration</u></b>			
	Administrator	1	226,315	56,579
	Treasurer	1	148,000	37,000
	Asst Village Admin	1	100,000	25,000
	Deputy Village Treasurer	1	95,000	14,250
	Engineer	1	171,510	51,453
	Superintendent, D.P.W.	1	168,243	50,473
	General Foreman	1	126,525	31,631
	Office Assistant - Financial	1	74,902	74,902
	Office Assistant - Financial	1	69,886	17,680
	Secy to Planning,Zoning, ARB	1	77,620	3,881
	Longevity			0
	Overtime			500
<b>Total</b>				<b>363,349</b>

**VILLAGE OF TARRYTOWN  
SALARIES AND WAGES  
JUNE 1, 2023 - MAY 31, 2024**

FUND/DEPT	DESCRIPTION	NUMBER OF POSITIONS	RATE OF COMPENSATION	TOTAL APPROPRIATION
F-8320	<b><u>Source of Supply</u></b>			
	Laborer	1	75,508	75,508
	Longevity		1,460	1,460
	Overtime			8,000
<b>Total</b>				<b>84,968</b>
F-8330	<b><u>Purification &amp; Filtration</u></b>			
	Water Treatment Operator	1	111,168	111,168
	Longevity		2,280	2,280
	Overtime			105,000
<b>Total</b>				<b>218,448</b>
F-8340	Maintenance Mechanic (Utility)	2	90,410	182,410
	Laborer		56,021	56,021
	Maintenance Mechanic (Plumber)			24,000
	Longevity			1,460
	Overtime			30,000
<b>Total</b>				<b>293,891</b>



**VILLAGE OF TARRYTOWN  
SALARIES AND WAGES  
JUNE 1, 2023 - MAY 31, 2024**

FUND/DEPT	DESCRIPTION	NUMBER OF POSITIONS	RATE OF COMPENSATION	TOTAL APPROPRIATION
<b>SEWER FUND</b>				
	<b><u>Sanitary Sewers</u></b>			
G-8120	Laborer	1	79,942	79,942
	Longevity			1,560
	Overtime			4,000
<b>Total</b>				<b>81,502</b>
<b>LIBRARY FUND</b>				
L-7410	<b><u>Library</u></b>			
	Library Director	1	100,000	100,000
	Librarian II	2	87,266	174,532
	Librarian II	1	82,871	82,871
	Librarian I	1	76,719	76,719
	Librarian I	1	69,129	69,129
	Senior Library Clerk	1	67,266	67,266
	Senior Library Clerk	1	63,267	63,267
	Library Staff Asst	1	69,003	69,003
	Caretaker II			61,697
	Part-time Professional			45,505
	Part-time Clerical			150,000
	Longevity			10,700
	Overtime	9		10,400
<b>Total</b>				<b>981,089</b>



*CAPITAL BUDGET*

<b>Tentative Budget 2023-2024 CAPITAL BUDGET - 5 YEAR PLAN - GENERAL FUND</b>								
<b>2023-24 to 2027-28</b>								
Funding Key - 1 Bond; 2 Grants; 3 Reserves; 4 Gift			current	Year	Year	Year	Year	Year
Funding Key - 5 Transfer; 6 Contractual; 7 Operating			Year	1	2	3	4	5
Department / Facilities and Infrastructure	Funding sources		current	Year 1	Year 2	Year 3	Year 4	Year 5
<b>Central Buildings</b>		Tot. Budget	2022-2023	2023-2024	2024-2025	2025-2026	2026-2027	2027-2028
Replace Roof Main St Firehouse (already borrowed)	1, 3	\$150,000		\$150,000				
Install new Plymovent Exhaust System at Washington Firehouse (w AFF 90% Grant, 10% match)	1, 2	\$50,000		\$50,000				
New driveway apron, Main St FH (already borrowed)	1	\$70,000	\$70,000					
Fire alarm system, Washington (already borrowed)	1	\$30,000		\$30,000				
Epoxy Floor Consolidated replacement (alrdy borr)	1	\$100,000		\$100,000				
Painting of exterior of Senior Center and Replace Lighting on exterior of building (already borrowed)	7	\$30,000		\$30,000				
Painting interiors and related improvements of Village Hall and Police Station (already borrowed)	1	\$100,000		\$100,000				
New Flooring and carpeting in Sr Ctr (already borr)	7	\$50,000		\$50,000				
<b>DPW</b>		Tot. Budget	2022-2023	2023-2024	2024-2025	2025-2026	2026-2027	2027-2028
Salt Storage -- raise elevation of floor and shed to eliminate drainage issue (already borrowed)	1	\$125,000		\$125,000				
Vehicle Wash-pad (already borrowed)	1	\$100,000		\$100,000				
<b>Roads, Sidewalks, Drainage - DPW</b>		Tot. Budget	2022-2023	2023-2024	2024-2025	2025-2026	2026-2027	2027-2028
Milling and Paving Roadways (CHIPS and bonds)	1, 2	\$1,700,000	\$250,000	\$450,000	\$250,000	\$250,000	\$250,000	\$250,000
Replace Curbs and Sidewalks	1	\$210,000	\$35,000	\$35,000	\$35,000	\$35,000	\$35,000	\$35,000
Eastview Dam rehabilitation Project	1, 2, 3	\$2,100,000		\$2,100,000				
Pond Dredging, 10 Detmer, First Church	1, 3	\$150,000		\$150,000				
New traffic signal and pedestrian crosswalks at Main Street and Cortlandt/Depot intersection	1, 2	\$350,000		\$350,000				
H-Bridge Full Rehab Project, including Constr Mgmt and Metro North access (already borrowed)	1, 2	\$900,000	\$900,000					
<b>Parks and Recreation</b>		Tot. Budget	2022-2023	2023-2024	2024-2025	2025-2026	2026-2027	2027-2028
Lagana Park - Basketball Court Rehab (already borrowed)	1	\$100,000		\$100,000				
Lagana Park - Tennis/Pickleball Court Rehab (borrowed)	1	\$90,000		\$90,000				
Lagana Park Field Rehab proj. reconfigure (borrowed)	1	\$100,000		\$100,000				
Patriots Park Upgrade - monument railing, pointing, landscaping near bridge (already borrowed)	1	\$60,000		\$60,000				

<b>Police</b>		<b>Tot. Budget</b>	<b>2022-2023</b>	<b>2023-2024</b>	<b>2024-2025</b>	<b>2025-2026</b>	<b>2026-2027</b>	<b>2027-2028</b>
Parking Pay Stations (borrowed \$28,000 already)	1	\$58,000		\$28,000		\$30,000		
Replacement handguns and related equipment	1, 2	\$35,000			\$35,000			
Fixed LPRs (borrowed \$45,000 already)	1	\$150,000		\$30,000	\$60,000	\$60,000		
<b>Fire</b>		<b>Tot. Budget</b>	<b>2022-2023</b>	<b>2023-2024</b>	<b>2024-2025</b>	<b>2025-2026</b>	<b>2026-2027</b>	<b>2027-2028</b>
Fingerprint Machine for Service Credit (already borrowed)	1	\$50,000		\$50,000				
Extend docks/pilings for Fire Boat to reach channel	1	\$250,000		\$250,000				
<b>Vehicles and Capitalized Equipment</b>			<b>current</b>	<b>Year 1</b>	<b>Year 2</b>	<b>Year 3</b>	<b>Year 4</b>	<b>Year 5</b>
<b>DPW - Replacement Schedule</b>		<b>Tot. Budget</b>	<b>2022-2023</b>	<b>2023-2024</b>	<b>2024-2025</b>	<b>2025-2026</b>	<b>2026-2027</b>	<b>2027-2028</b>
Swap-loader (repl 1993 International) - T-4	1	\$330,000			\$330,000			
Ten-Wheel Dump Truck (repl 1998 Mack) T-10	1	\$330,000			\$330,000			
Six-wheel Dump Truck (repl 1999 International) T-11	1	\$330,000		\$330,000				
Asphalt Roller - 3-Ton (repl 2000 roller)	1	\$60,000		\$60,000				
Six-wheel Dump Trk (repl 2001 Int) T-8 (already brwd)	1	\$330,000	\$330,000					
Backhoe (repl 2001 New Holland) BH-1	1	\$220,000				\$220,000		
Skid Steer (repl 2001 Bobcat)	1	\$165,000			\$165,000			
Six-wheel dump truck (repl 2001 International) T-1	1	\$330,000		\$330,000				
Garbage Truck 32 CY (repl 2006 International) G-6	1	\$350,000					\$350,000	
Dump Truck (repl 2007 International) T-9	1	\$330,000				\$330,000		
Dump Truck Chassis (repl 2007 Chevrolet) H-3	1	\$50,000	\$50,000					
Sign Truck (repl 2007 Chevrolet Utility) TT-1	1	\$75,000				\$75,000		
Payloader (repl 2007 Volvo) FEL-1	1	\$275,000				\$275,000		
Backhoe (repl 2008 New Holland) BH-2	1	\$220,000		\$220,000				
Chipper (repl 2008 Brush Bandit)	1	\$40,000				\$40,000		
Six-wheel dump truck (repl 2009 International) T-3	1	\$350,000					\$350,000	
Garbage Truck 25 CY (repl 2009 International) G-5	1	\$330,000	\$330,000					
Small Garbage Truck 6 CY (repl 2009 Chevy) G-9	1	\$110,000	\$110,000					
Small Garbage Truck 6 CY (repl 2009 Chevy) G-8	1	\$120,000			\$120,000			
Garbage Truck (repl 2010 International) G-10	1	\$350,000					\$350,000	
Six-wheel dump truck (repl 2011 International) T-7	1	\$350,000						\$350,000
Tree Truck (repl 2011 International) T-6	1	\$200,000						\$200,000
Pickup Truck (repl 2011 Chevrolet and equip) H-8	1	\$75,000					\$75,000	
Pickup Truck (repl 2012 Chevrolet and equip) H-5	1	\$65,000						\$65,000
Small Garbage Trk 6 CY (repl 2012 Chev 3500) G-2	1	\$120,000						\$120,000
Dump Truck (repl 2015 F550) H-4	1	\$100,000						\$100,000
Pickup Truck (repl 2017 Dodge Journey) DPW-2	1	\$50,000	\$50,000					

<b>Parks and Recreation</b>		<b>Tot. Budget</b>	<b>2022-2023</b>	<b>2023-2024</b>	<b>2024-2025</b>	<b>2025-2026</b>	<b>2026-2027</b>	<b>2027-2028</b>
Dodge Ram Pickup Crewcab Foreman vehicle	1	\$45,000		\$45,000				
Chevy Mason Dump Model 3500	1	\$90,000		\$90,000				
<b>Police</b>		<b>Tot. Budget</b>	<b>2022-2023</b>	<b>2023-2024</b>	<b>2024-2025</b>	<b>2025-2026</b>	<b>2026-2027</b>	<b>2027-2028</b>
Traffic Safety signs and equipment	1	\$60,000	\$20,000		\$20,000		\$20,000	
Body Worn Cameras (funding annual project 3 more yrs)	1	\$180,000	\$60,000	\$60,000	\$60,000			
<b>Fire</b>		<b>Tot. Budget</b>	<b>2022-2023</b>	<b>2023-2024</b>	<b>2024-2025</b>	<b>2025-2026</b>	<b>2026-2027</b>	<b>2027-2028</b>
Fire Chief's vehicle - new Chevrolet Tahoe	1	\$75,000			\$75,000			
Hope Hose Company No. 1 – Engine 79	1	\$875,000			\$875,000			
		<b>Tot. Budget</b>	<b>2022-2023</b>	<b>2023-2024</b>	<b>2024-2025</b>	<b>2025-2026</b>	<b>2026-2027</b>	<b>2026-2027</b>
<b>TOTAL</b>		\$14,088,000	\$2,205,000	\$5,663,000	\$2,355,000	\$1,315,000	\$1,430,000	\$1,120,000

**Footnotes:**

H-Bridge Project, funded with approximately a total grant of \$455,461 total DOT grant, with the balance from the Village.

Subtract money already borrowed, or grants, for Fiscal Year 2023-2024 (Eastview Dam TBD)				\$3,263,000				
More accurate number for 2023-2024 borrowing				\$2,400,000				

**CAPITAL BUDGET - 5 YEAR PLAN - SEWER FUND**

2021-2022 through 2025-2026

	<b>Total Cost</b>		<b>2023-24</b>	<b>2024-25</b>	<b>2025-26</b>	<b>2026-2027</b>	<b>2027-2028</b>
<b>Sewer Distribution</b>							
Sewer Main and Manhole Rehabilitation and/or Replacement	\$450,000		\$50,000	\$100,000	\$100,000	\$100,000	\$100,000
Engineering	\$100,000		\$20,000	\$20,000	\$20,000	\$20,000	\$20,000
<b>Total</b>	<b>\$550,000</b>		<b>\$70,000</b>	<b>\$120,000</b>	<b>\$120,000</b>	<b>\$120,000</b>	<b>\$120,000</b>

**CAPITAL BUDGET - 5 YEAR PLAN - WATER FUND**

2021-2022 through 2025-2026

	Total	2022-23	2023-24	2024-25	2025-26	2026-2027	2027-2028
<b>Buildings</b>							
New Pump Station Building and Systems - Engineering and Analysis	\$3,675,000	\$200,000	\$175,000		\$3,300,000		
Tap - Delaware Connection (VOT share)	\$700,000		\$700,000				
Item 1 - Replace Variable Speed Drive Pumps	\$55,000		\$55,000				
Item 2 (Interim) - replace roof	\$45,000		\$45,000				
Item 3 - Automatic Transfer Switch	\$300,000		\$300,000				
Item 4 (Interim) - replace HVAC unit in basement to keep pumps cooler	\$70,000		\$70,000				
Item 5 - install new valves for High Service Tank	\$50,000		\$50,000				
Item 6 - Replace six (6) doors w rotted frames/hdwr	\$50,000		\$50,000				
Item 7 (interim) - replace rotting access platform at entry way to the building	\$35,000		\$35,000				
Pump Station - Consulting Engineer	\$750,000						\$750,000
Pump Station merger	\$5,500,000						\$5,500,000
<b>Distribution</b>							
<b>Water System Work</b>							
System-Wide new meters (Debt and Wtr. Optg)	\$2,100,000	\$2,100,000					
PHASE 7 B - Martling Avenue, White Plains Road							
Construction (already borrowed)	\$2,400,000		\$2,400,000				
Construction Management (already borrowed)	\$40,000		\$40,000				
PHASE 8 - Benedict Avenue, South Broadway, Rosehill Avenue, Fairview Avenue, Hamilton Place, Grove Street							
Design, Engineering, Surveying, Soil Boring and Testing	\$52,500	\$52,500					
Construction				\$3,300,000			
Construction Management				\$40,000			
PHASE 9 - South Broadway, Prospect Avenue							
Design, Engineering, Surveying, Soil Boring and Testing	\$54,500			\$54,500			
Construction	\$2,400,000				\$3,100,000		
Construction Management	\$40,000				\$80,000		
Digitize Distribution System	\$40,000		\$200,000				
Design, Engineering, Surveying, Soil Boring and Testing	\$54,500			\$54,500			
Construction	\$2,400,000				\$3,100,000		
Construction Management	\$40,000				\$80,000		
<b>Vehicles</b>							

Pickup (2003 Chevrolet) W-5	\$65,000		\$65,000				
<b>TOTAL</b>	\$25,896,500	\$2,352,500	\$4,185,000	\$3,449,000	\$9,660,000		\$6,250,000

Estimated cost per Consulting Engineer is \$1M. Previous estimate from FY 2014-2015 Capital Budget was \$750,000. \$750,000 was approved back in the FY 2014-2015 Capital Budget

Subtract money already borrowed for Fiscal Year 2023-2024			\$2,440,000				
More accurate number for 2023-2024 borrowing			\$1,745,000				